



## INTERNATIONAL APPLICATION PUBLISHED UNDER THE PATENT COOPERATION TREATY (PCT)

<p>(51) International Patent Classification <sup>6</sup> : <b>A61K 31/66, C07F 9/09, 9/40</b></p>	<p><b>A1</b></p>	<p>(11) International Publication Number: <b>WO 98/40080</b> (43) International Publication Date: 17 September 1998 (17.09.98)</p>
<p>(21) International Application Number: PCT/US98/04834 (22) International Filing Date: 11 March 1998 (11.03.98) (30) Priority Data: 08/814,386 11 March 1997 (11.03.97) US (71) Applicant: BEACON LABORATORIES, L.L.C. [US/US]; Wayne Plaza 1, Suite 303, 145 Route 46, Wayne, NJ 07470 (US). (72) Inventors: NUDELMAN, Abraham; Miller 15 Street, 76284 Rehovot (IL). REPHAELI, Ada; Hanuriot 10, 46726 Herzelia Pitoach (IL). (74) Agents: TSEVDOS, Estelle, J. et al.; Kenyon &amp; Kenyon, One Broadway, New York, NY 10004 (US).</p>	<p>(81) Designated States: AL, AM, AT, AU, AZ, BA, BB, BG, BR, BY, CA, CH, CN, CU, CZ, DE, DK, EE, ES, FI, GB, GE, GH, GW, HU, ID, IL, IS, JP, KE, KG, KP, KR, KZ, LC, LK, LR, LS, LT, LU, LV, MD, MG, MK, MN, MW, MX, NO, NZ, PL, PT, RO, RU, SD, SE, SG, SI, SK, SL, TJ, TM, TR, TT, UA, UG, UZ, VN, YU, ZW, ARIPO patent (GH, GM, KE, LS, MW, SD, SZ, UG, ZW), Eurasian patent (AM, AZ, BY, KG, KZ, MD, RU, TJ, TM), European patent (AT, BE, CH, DE, DK, ES, FI, FR, GB, GR, IE, IT, LU, MC, NL, PT, SE), OAPI patent (BF, BJ, CF, CG, CI, CM, GA, GN, ML, MR, NE, SN, TD, TG).</p> <p><b>Published</b> <i>With international search report. Before the expiration of the time limit for amending the claims and to be republished in the event of the receipt of amendments.</i></p>	
<p>(54) Title: OXYALKYLENE PHOSPHATE COMPOUNDS AND USES THEREOF</p>		
<p>(57) Abstract</p> <p>This invention relates to compositions for and methods of treating, preventing or ameliorating cancer and other proliferative diseases as well as methods of inducing wound healing, treating cutaneous ulcers, treating gastrointestinal disorders, treating blood disorders such as anemias, immunomodulation, enhancing recombinant gene expression, treating insulin-dependent patients, treating cystic fibrosis patients, inhibiting telomerase activity, treating virus-associated tumors, especially EBV-associated tumors, modulating gene expression and in particular, augmenting expression of tumor suppressor genes, inducing tolerance to antigens, treating, preventing or ameliorating protozoan infection, or inhibiting histone deacetylase in cells. The compositions of the invention are to and the methods of the invention use oxyalkylene phosphate compounds.</p>		

**FOR THE PURPOSES OF INFORMATION ONLY**

Codes used to identify States party to the PCT on the front pages of pamphlets publishing international applications under the PCT.

AL	Albania	ES	Spain	LS	Lesotho	SI	Slovenia
AM	Armenia	FI	Finland	LT	Lithuania	SK	Slovakia
AT	Austria	FR	France	LU	Luxembourg	SN	Senegal
AU	Australia	GA	Gabon	LV	Latvia	SZ	Swaziland
AZ	Azerbaijan	GB	United Kingdom	MC	Monaco	TD	Chad
BA	Bosnia and Herzegovina	GE	Georgia	MD	Republic of Moldova	TG	Togo
BB	Barbados	GH	Ghana	MG	Madagascar	TJ	Tajikistan
BE	Belgium	GN	Guinea	MK	The former Yugoslav Republic of Macedonia	TM	Turkmenistan
BF	Burkina Faso	GR	Greece			TR	Turkey
BG	Bulgaria	HU	Hungary	ML	Mali	TT	Trinidad and Tobago
BJ	Benin	IE	Ireland	MN	Mongolia	UA	Ukraine
BR	Brazil	IL	Israel	MR	Mauritania	UG	Uganda
BY	Belarus	IS	Iceland	MW	Malawi	US	United States of America
CA	Canada	IT	Italy	MX	Mexico	UZ	Uzbekistan
CF	Central African Republic	JP	Japan	NE	Niger	VN	Viet Nam
CG	Congo	KE	Kenya	NL	Netherlands	YU	Yugoslavia
CH	Switzerland	KG	Kyrgyzstan	NO	Norway	ZW	Zimbabwe
CI	Côte d'Ivoire	KP	Democratic People's Republic of Korea	NZ	New Zealand		
CM	Cameroon			PL	Poland		
CN	China	KR	Republic of Korea	PT	Portugal		
CU	Cuba	KZ	Kazakstan	RO	Romania		
CZ	Czech Republic	LC	Saint Lucia	RU	Russian Federation		
DE	Germany	LI	Liechtenstein	SD	Sudan		
DK	Denmark	LK	Sri Lanka	SE	Sweden		
EE	Estonia	LR	Liberia	SG	Singapore		

## OXYALKYLENE PHOSPHATE COMPOUNDS AND USES THEREOF

### FIELD OF THE INVENTION

This invention relates to compounds, compositions and methods for treating, preventing or ameliorating cancer and other proliferative diseases as well as methods of inducing wound healing, treating cutaneous ulcers, treating  
5 gastrointestinal disorders, treating blood disorders such as anemias, immunomodulation, enhancing recombinant gene expression, treating insulin-dependent patients, treating cystic fibrosis patients, inhibiting telomerase activity, treating virus-associated tumors, especially HBV-associated tumors, modulating gene expression and particularly augmenting expression of tumor  
10 suppression genes, inducing tolerance to antigens, treating or preventing parasitic infections and inhibiting histone deacetylase in cells. The methods of the invention use oxyalkylene phosphate compounds.

### BACKGROUND OF THE INVENTION

Butyric acid (BA) is a natural product. It is supplied to mammals from  
15 two main sources: 1) the diet, mainly from dairy fat, and 2) from the bacterial fermentation of unabsorbed carbohydrates in the colon, where it reaches mM concentrations (Cummings, Gut 22:763-779, 1982; Leder *et al.*, Cell 5:319-322, 1975).

BA has been known for nearly the last three decades to be a potent differentiating and antiproliferative agent in a wide spectrum of neoplastic cells *in vitro* (Prasad, Life Sci. 27:1351-1358, 1980). In cancer cells, BA has been reported to induce cellular and biochemical changes, e.g., in cell morphology, enzyme activity, receptor expression and cell-surface antigens (Nordenberg *et al.*, Exp. Cell Res. 162:77-85, 1986; Nordenberg *et al.*, Br. J. Cancer 56:493-497, 1987; and Fishman *et al.*, J. Biol. Chem. 254:4342-4344, 1979).

Although BA or its sodium salt (sodium butyrate, SB) has been the subject of numerous studies, its mode of action is unclear. The most specific effect of butyric acid is inhibition of nuclear deacetylase(s), resulting in hyperacetylation of histones H3 and H4 (Riggs, *et al.*, Nature 263:462-464, 1977). Increased histone acetylation following treatment with BA has been correlated with changes in transcriptional activity and the differentiated state of cells (Thorne *et al.*, Eur. J. Biochem. 193:701-713, 1990). BA also exerts other nuclear actions, including modifications in the extent of phosphorylation (Boffa *et al.*, J. Biol. Chem. 256:9612-9621, 1981) and methylation (Haan *et al.*, Cancer Res. 46:713-716, 1986). Other cellular organelles, e.g., cytoskeleton and membrane composition and function, have been shown to be affected by BA (Bourgeade *et al.*, J. Interferon Res. 1:323-332, 1981). Modulations in the expression of oncogenes and suppressor genes by BA were demonstrated in several cell types. Toscani *et al.*, reported alterations in c-myc, p53 thymidine kinase, c-fos and AP2 in 3T3 fibroblasts (Oncogene Res. 3:223-238, 1988). A decrease in the expression of c-myc and H-ras oncogenes in B16 melanoma and in c-myc in HL-60 promyelocytic leukemia was also reported (Prasad *et al.*, Biochem. Cell Biol. 68:1250-1255, 1992; and Rabizadeh *et al.*, FEBS Lett. 328:225-229, 1993).

BA has been reported to induce apoptosis, i.e., programmed cell death. SB has been shown to produce apoptosis *in vitro* in human colon carcinoma, leukemia and retinoblastoma cell lines (Bhatia *et al.*, Cell Growth Diff. 6:937-944, 1995; Conway *et al.*, Oncol. Res. 7:289-297, 1993; Hague *et al.*; Int. J. Cancer 60:400-406, 1995). Apoptosis is the physiological mechanism for the elimination of cells in a controlled and timely manner. Organisms maintain a

delicate balance between cell proliferation and cell death, which when disrupted can tip the balance between cancer, in the case of over accumulation of cells, and degenerative diseases, in the case of premature cell losses. Hence, inhibition of apoptosis can contribute to tumor growth and promote progression of neoplastic conditions.

The promising *in vitro* antitumor effects of BA and BA salts led to the initiation of clinical trials for the treatment of cancer patients with observed minimal or transient efficacy. [Novogrodsky *et al.*, Cancer 51:9-14, 1983; Rephaeli *et al.*, Intl. J. Oncol. 4:1387-1391, 1994; Miller *et al.*, Eur. J. Cancer Clin. Oncol. 23:1283-1287, 1987].

Clinical trials have been conducted for the treatment of  $\beta$ -globin disorders (e.g.,  $\beta$ -thalassemia and sickle-cell anemia) using BA salts. The BA salts elevated expression of fetal hemoglobin (HbF), normally repressed in adults, and favorably modified the disease symptoms in these patients (Stamatoyannopoulos *et al.*, Ann. Rev. Med. 43:497-521, 1992). In this regard, arginine butyrate (AB) has been used in clinical trials with moderate efficacy (Perrine *et al.*, N. Eng. J. Med. 328:81-86, 1993; Sher *et al.*, N. Eng. J. Med. 332:1606-1610, 1995). The reported side effects of AB included hypokalemia, headache, nausea and vomiting in  $\beta$ -thalassemia and sickle-cell anemia patients.

Butyric acid derivatives with antitumor activity and immunomodulatory properties have been reported in U.S. Patent No. 5,200,553 and by Nudelman *et al.*, 1992, J. Med. Chem. 35:687-694. The most active butyric acid prodrug reported in these references was pivaloyloxymethyl butyrate (AN-9). None of the compounds disclosed in these references included carboxylic acid-containing oxyalkyl compounds of this invention.

BA and/or its analogues have also been reported to increase the expression of transfected DNA (Carstea *et al.*, 1993, Biophys. Biochem. Res. Comm. 192:649; Cheng *et al.*, 1995, Am. J. Physical 268:L615-L624) and to induce tumor-restricted gene expression by adenovirus vectors (Tang *et al.*, 1994, Cancer Gene Therapy 1:15-20). Tributyrin has been reported to

enhance the expression of a reporter gene in primary and immortalized cell lines (Smith *et al.*, 1995, Biotechniques 18:852-835).

5 Butyric acid derivatives with antitumor activity and immunomodulatory properties have been reported in U.S. Patent 5,200,553 and by Nudelman *et al.*, 1992, J. Med. Chem. 35:687-694. The most active butyric acid prodrug reported in these references was pivaloyloxymethyl butyrate (AN-9). Similar compounds are reported for treating hemoglobinopathies (U.S. Patent No. 5,569,675).

10 BA and/or its analogues have also been reported to increase the expression of transfected DNA (Carstea *et al.*, 1993, Biophys. Biochem. Res. Comm. 192:649; Cheng *et al.*, 1995, Am. J. Physical 268:L615-L624) and to induce tumor-restricted gene expression by adenovirus vectors (Tang *et al.*, 1994, Cancer Gene Therapy 1:15-20). Tributyrin has been reported to enhance the expression of a reporter gene in primary and immortalized cell  
15 lines (Smith *et al.*, 1995, Biotechniques 18:852-835).

20 However, BA and its salts are normally metabolized rapidly and have very short half-lives *in vivo*, thus the achievement and maintenance of effective plasma concentrations are problems associated with BA and BA salts, particularly for *in vivo* uses. BA and BA salts have required large doses to achieve even minimal therapeutic effects. Because of the high dosage, fluid overload and mild alkalosis may occur. Patients receiving BA emanate an unpleasant odor that is socially unacceptable.

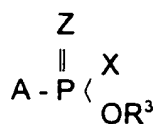
25 While BA salts have been shown to increase HbF expression, and appear to hold therapeutic promise with low toxicity in cancer patients, they nevertheless have shown low potency in *in vitro* assays and clinical trials. There also remains a need to identify compounds as effective or more effective than BA or BA salts as differentiating or anti-proliferating agents for the treatment of cancers. Such compounds need to have higher potency than BA without the problems associated with BA (such as bad odor).  
30 Consequently, there remains a need for therapeutic compounds that either deliver BA to cells in a longer acting form or which have similar activity as BA but a longer duration of effectiveness *in vivo*.

The compounds and compositions of this invention address these needs and are more potent than BA or BA salts for treating cancers and other proliferative diseases, for treating gastrointestinal disorders, for wound healing and for treating blood disorders such as thalassemia, sickle cell anemia and other anemias, for modulating an immune response, for enhancing recombinant gene expression, for treating insulin-dependent patients, for treating cystic fibrosis patients, for inhibiting telomerase activity, for detecting cancerous or malignant cells, for treating virus-associated tumors, especially EBV-associated tumors, for modulating gene expression and particularly for augmenting expression of a tumor suppressor gene, inducing tolerance to an antigen, treating, preventing or ameliorating parasitic infection and inhibiting histone deacetylase in cells. One of the advantages of the compounds of the invention is increased water solubility of the free carboxylic acids compounds of the invention and their salts, and easier administration, especially for intravenous administration.

## SUMMARY OF THE INVENTION

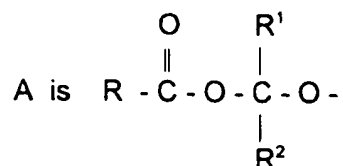
Accordingly, in one embodiment of the present invention there is provided a method of treating, preventing or ameliorating cancer and other proliferative disorders using compounds having the Formula I:

20



wherein

25



30 and wherein

R is C<sub>1</sub> - C<sub>10</sub> alkyl, C<sub>2</sub>-C<sub>10</sub> alkenyl or C<sub>2</sub>-C<sub>10</sub> alkynyl each optionally substituted with at least one amino, acylamino, halo, trifluoromethyl, hydroxy, alkoxy, alkyl, carbonyl, aryl, heteroaryl, substituted heteroaryl group or combination thereof;

5           R<sup>1</sup> and R<sup>2</sup> are each independently H or C<sub>1</sub>-C<sub>6</sub> alkyl, C<sub>2</sub>-C<sub>6</sub> alkenyl or C<sub>2</sub>-C<sub>6</sub> alkynyl wherein the alkyl, alkenyl or alkynyl group or combination thereof is optionally substituted with halo or alkoxy; and

Z is oxygen or sulfur,

with the proviso that when Z is oxygen

10           X is R<sup>4</sup> or OR<sup>5</sup>;

R<sup>3</sup> and R<sup>5</sup> are both H or each is independently C<sub>1</sub>-C<sub>6</sub> alkyl, alkenyl, alkynyl, aralkyl, aryl, heteroaryl or heteroaralkyl;

R<sup>4</sup> is C<sub>1</sub>-C<sub>6</sub> alkyl, alkenyl, alkynyl, aralkyl, aryl, heteroaryl or heteroaralkyl; and

15           when Z is sulfur

X is A, R<sup>4</sup> or OR<sup>5</sup>;

R<sup>3</sup> and R<sup>5</sup> are each independently H, C<sub>1</sub>-C<sub>6</sub> alkyl, alkenyl, alkynyl, aralkyl, aryl, heteroaryl or heteroaralkyl;

20           R<sup>4</sup> is C<sub>1</sub>-C<sub>6</sub> alkyl, alkenyl, alkynyl, aralkyl, aryl, heteroaryl or heteroaralkyl,

or both X and OR<sup>3</sup> are A.

In a preferred embodiment, the compound is as defined above wherein R is C<sub>3</sub> to C<sub>6</sub> alkyl or alkenyl, optionally substituted with halo, alkyl, aryl or  
25           heteroaryl. In another preferred embodiment, R of Formula I is propyl. In yet another preferred embodiment, R<sup>1</sup> is H or alkyl and R<sup>2</sup> is H.

The compounds of Formula I wherein A, R, R<sup>1</sup>, R<sup>2</sup>, R<sup>3</sup>, R<sup>4</sup>, R<sup>5</sup>, X and Z are as defined above are particularly useful for methods of treating,  
preventing or ameliorating the effects of cancer and other proliferative  
30           disorders by acting as anti-proliferative or differentiating agents in subjects



5 afflicted with such anomalies. Such disorders include but are not limited to leukemias, such as acute promyelocytic leukemia, acute myeloid leukemia, and acute myelomonocytic leukemia; other myelodysplastic syndromes, multiple myeloma such as but not limited to breast carcinomas, cervical  
10 cancers, melanomas, colon cancers, nasopharyngeal carcinoma, non-Hodgkins lymphoma (NHL), Kaposi's sarcoma, ovarian cancers, pancreatic cancers, hepatocarcinomas, prostate cancers, squamous carcinomas, other dermatologic malignancies, teratocarcinomas, T-cell lymphomas, lung tumors, gliomas, neuroblastomas, peripheral neuroectodermal tumors,  
15 rhabdomyosarcomas, and prostate tumors and other solid tumors. It is also possible that compounds of Formula I as defined above have anti-proliferative effects on non-cancerous cells as well, and may be of use to treat benign tumors and other proliferative disorders such as psoriasis. Preferred is the method for treating or ameliorating leukemia, squamous cell carcinoma and neuroblastoma.

The invention is further directed to a method of treating blood disorders by administering to a patient a therapeutically-effective amount of a compound of Formula I as defined above. The blood disorders treatable in accordance with the invention include, but are not limited to, thalassemias,  
20 sickle cell anemias, infectious anemias, aplastic anemias, hypoplastic and hypoproliferative anemias, sideroblastic anemias, myelophthisic anemias, antibody-mediated anemias, anemias due to chronic diseases and enzyme-deficiencies, and anemias due to blood loss, radiation therapy and chemotherapy. In this regard, these methods can include increasing  
25 hemoglobin content in blood by administering to a patient a therapeutically-effective amount of a compound of Formula I as defined above.

Another embodiment of the invention is directed to a method of modulating an immune response in a host by administering an amount of a compound of Formula I as defined above effective to modulate said immune  
30 response. Modulation of the immune response includes enhancing cytokine secretion, inhibiting or delaying apoptosis in polymorphonuclear cells, enhancing polymorphonuclear cell function by augmenting hematopoietic

growth factor secretion, inducing expression of cell surface antigens in tumor cells, enhancing progenitor cell recovery after bone marrow transplantation and combinations thereof.

Another embodiment of the present invention is directed to methods of  
5 treating, preventing or ameliorating cancer and other proliferative disorders  
which comprise administering a therapeutically effective amount of a  
compound of Formula I as defined above to a subject suffering from such  
disorder, together with other known antiproliferative, differentiating or  
oncostatic pharmaceutical agent to thereby enhance the mode of action of  
10 these agents. The pharmaceutical agents of the invention for the above  
method include but are not limited to, cytokines, interleukins, anti-cancer  
agents, chemotherapeutic agents, antibodies, conjugated antibodies, immune  
stimulants, antibiotics, hormone antagonists, and growth stimulants. The  
compounds of the invention can be administered prior to, after or concurrently  
15 with any of the agents.

Yet another embodiment of the invention is directed to a method of  
ameliorating the effects of a cytotoxic agent which comprises administering a  
therapeutically-effective amount of a cytotoxic agent with a compound of  
Formula I as defined above to a mammalian patient for a time and in an  
20 amount to induce growth arrest of rapidly-proliferating epithelial cells of the  
patient and thereby protect those cells from the cytotoxic effects of the agent.  
The cytotoxic agent may be a chemotherapeutic agent, an anticancer agent,  
or radiation therapy. Rapidly proliferating epithelial cells are found in hair  
follicles, the gastrointestinal tract, and the bladder, for example. Such cells  
25 include hair follicle cells and intestinal crypt cells. Rapidly proliferating cells are  
also found in the bone marrow and include bone marrow stem cells. In  
accordance with the invention the cytotoxic agent and the compound of  
Formula I can be administered simultaneously, or the cytotoxic agent can be  
administered prior to or after the compound of the invention. Administration  
30 (simultaneously or separately) can be done systemically or topically as  
determined by the indication. In addition, when the cytotoxic agent is radiation  
therapy, the compound of the invention may be administered to a cancer

patient pre- or post-radiation therapy to treat or ameliorate the effects of cancer.

A still further embodiment of the invention is directed to a method of inducing wound healing, treating cutaneous ulcers or treating a  
5 gastrointestinal disorder by administering a therapeutically-effective amount of a compound of Formula I as defined above to a subject in need of such treatment. The cutaneous ulcers which can be treated in accordance with the methods of the invention include leg and decubitus ulcers, stasis ulcers, diabetic ulcers and atherosclerotic ulcers. With respect to wound healing, the  
10 compounds are useful in treating abrasions, incisions, burns, and other wounds. Gastrointestinal disorders treatable by the methods of the invention include colitis, inflammatory bowel disease, Crohn's disease and ulcerative colitis.

A further embodiment of the invention relates to a method of enhancing  
15 recombinant gene expression by treating a recombinant host cell containing an expression system for a mammalian gene product of interest with an expression-enhancing amount of a compound of Formula I as defined above, wherein said gene product is encoded by a butyric acid-responsive gene. The host cells can be mammalian cells, insect cells, yeast cells or bacterial cells  
20 and the correspondingly known expression systems for each of these host cells. The gene product can be any protein or peptide of interest, expression of which can be regulated or altered by butyric acid or a butyric acid salt. A butyric acid-responsive gene is a gene that has a promoter, enhancer element or other regulon that modulates expression of the gene under its control in  
25 response to butyric acid or a salt of butyric acid. For example, gene products contemplated for regulation in accordance with the invention include but are not limited to tumor suppressor genes (such as p53) and the  $\gamma$ -globin chain of fetal hemoglobin.

Yet a further embodiment of the invention is directed to a method of  
30 treating, preventing or ameliorating symptoms in insulin-dependent patients by administering an amount of a compound of Formula I as defined above effective to enhance insulin expression.

Yet another embodiment of the invention relates to a method of treating, preventing or ameliorating symptoms in cystic fibrosis patients by administering an amount of a compound of Formula I as defined above effective to enhance chloride channel expression.

5 Still another method of the invention is directed to a method of inhibiting telomerase activity in cancer cells by administering a telomerase-inhibiting amount of a compound of Formula I as defined above to the cells, wherein the amount is effective to decrease the telomerase activity of the cells and thereby inhibit the malignant progression of the cells. This method can  
10 be applied *in vivo* or *in vitro* to cells.

Another embodiment of this invention is directed to a method of treating, preventing or ameliorating virus-associated tumors by pre-, post or co-administering a therapeutically-effective amount of a compound of Formula I as defined above with a therapeutically-effective amount of an antiviral  
15 agent. Antiviral agents contemplated for use in the invention include ganciclovir, acyclovir and famciclovir, and preferably ganciclovir. The virus-associated tumors which can be treated, prevented or ameliorated in accordance with the invention include, but are not limited to, EBV-associated malignancy, Kaposi's sarcoma, AIDS-related lymphoma, hepatitis B-  
20 associated malignancy or hepatitis C associated malignancy. EBV-associated malignancies include nasopharyngeal carcinoma and non-Hodgkins' lymphoma and are preferred embodiments of the invention.

Further still, the invention provides a method of modulating gene expression by treating a host or host cells with a compound of Formula I as  
25 defined above in an amount effective to enhance, augment or repress the expression of a gene of interest, preferably a butyric-acid responsive gene. When expression of the gene of interest is to be enhanced or augmented, the gene may encode a gene product which is or acts as a repressor of another gene, a tumor suppressor, an inducer of apoptosis or an inducer of  
30 differentiation. When expression of the gene of interest is to be repressed, the gene may encode a gene product which or acts as an oncogene or an

inhibitor of apoptosis. For example, the Bcl-2 gene encodes an inhibitor of apoptosis.


More particularly, the invention is directed to a method of augmenting gene expression, especially of a tumor suppressor gene, a butyric acid-responsive gene or a fetal hemoglobin gene, by treating a host or host cells with an expression-enhancing amount of a compound of Formula I as defined above. Preferably the host is a cancer patient. This method of the invention thus includes augmenting tumor suppressor gene expression in conjunction with *ex vivo* or *in vivo* gene therapy, i.e., the compound of the invention can be co-administered to the host during administration of gene therapy vectors or administration of the *ex vivo* transfected cells. Similarly, the compounds of the invention can be used to treat cells during a transfection step of *ex vivo* gene therapy. The hosts of the method therefore include cancer patients or other patients under going gene therapy. The host cells of the invention include hematopoietic cells such as stem cells and progenitor cells, e.g., or any other cell type used in *ex vivo* gene therapy.

Yet another embodiment of the invention is directed to a method of inducing tolerance to an antigen which comprises administering a therapeutically-effective amount of compound of Formula I as defined above. Preferably the antigen is a self-antigen.

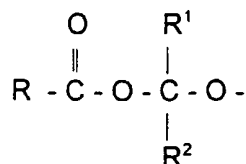
Yet further, the invention is directed to a method for treating, preventing, or ameliorating protozoan infection in a subject which comprises administering to said subject an effective amount of a compound of Formula I as defined above. The protozoan infections treatable in accordance with the invention include, but are not limited to, malaria, cryptosporidiosis, toxoplasmosis and coccidiosis.

Still further the invention is directed to a method of inhibiting histone deacetylase in cells which comprises administering an effective amount of a compound of Formula I as defined above to said cells.

Another embodiment of the present invention is drawn to pharmaceutical compositions comprising a therapeutically effective amount of a compound represented by the formula IA:



5 wherein A is



10

and wherein

R is C<sub>3</sub> - C<sub>10</sub> straight chain alkyl, optionally substituted with one amino, acylamino, halo, trifluoromethyl, hydroxy, alkoxy, alkyl, carbonyl, aryl, heteroaryl or substituted heteroaryl group; or C<sub>2</sub>-C<sub>10</sub> alkenyl or C<sub>2</sub>-C<sub>10</sub> alkynyl, each optionally substituted with at least one amino, acylamino, halo, trifluoromethyl, hydroxy, alkoxy, alkyl, carbonyl, aryl, heteroaryl or substituted heteroaryl group;

R<sup>1</sup> and R<sup>2</sup> are each independently H or C<sub>1</sub>-C<sub>6</sub> alkyl, C<sub>2</sub>-C<sub>6</sub> alkenyl or C<sub>2</sub>-C<sub>6</sub> alkynyl wherein the alkyl, alkenyl or alkynyl group or combination thereof is optionally substituted with halo or alkoxy;

20

X is R<sup>4</sup> or OR<sup>5</sup>, and

R<sup>3</sup> and R<sup>5</sup> are both H or each is independently C<sub>1</sub>-C<sub>6</sub> alkyl, alkenyl, alkynyl, aralkyl, aryl, heteroaryl or heteroaralkyl;

R<sup>4</sup> is C<sub>1</sub>-C<sub>6</sub> alkyl, alkenyl, alkynyl, aralkyl, aryl, heteroaryl or heteroaralkyl;

25

with the proviso that when X is phenoxy, R<sup>3</sup> is benzyloxy and R<sup>1</sup> and R<sup>2</sup> are both hydrogen, then R is not methyl, isopropyl or tert-butyl; and

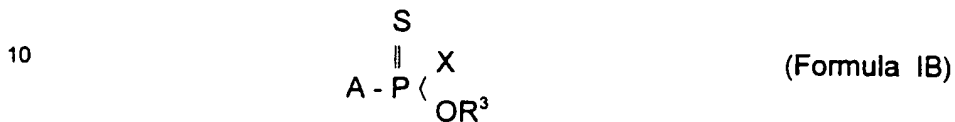
when R is isopropyl, X is not phenoxy or R<sup>3</sup> is not benzyl; and a pharmaceutically acceptable carrier or diluent.

Preferred pharmaceutical compositions of the invention comprise a compound of Formula I as defined above, wherein R is C<sub>3</sub>-C<sub>6</sub> alkyl or alkenyl, optionally substituted with halo, alkyl, aryl or heteroaryl; R<sup>1</sup> is H or alkyl and R<sup>2</sup>


30

is H; X and R<sup>3</sup> are each independently alkyloxy, alkenyloxy, aryloxy, arylalkyloxy; and Z is oxygen; and pharmaceutically acceptable salts thereof. Particularly preferred compounds include butyroyloxymethyl diethyl phosphate, 1-(1-butyroyloxy)ethyl diethyl phosphate, mono(butyroyloxy-  
 5 methyl) phosphate, 1{1-(4-phenylbutyroyloxy)ethyl} diethyl phosphate and salts thereof.

Another embodiment of the present invention is directed to a pharmaceutical composition represented by the formula IB:



wherein A is



and wherein

R is C<sub>1</sub>-C<sub>10</sub> alkyl, C<sub>2</sub>-C<sub>10</sub> alkenyl or C<sub>2</sub>-C<sub>10</sub> alkynyl, each optionally substituted with at least one amino, acylamino, halo, trifluoromethyl, hydroxy, alkoxy, alkyl, carbonyl, aryl, heteroaryl or substituted heteroaryl group;

R<sup>1</sup> and R<sup>2</sup> are each independently H or C<sub>1</sub>-C<sub>6</sub> alkyl, C<sub>2</sub>-C<sub>6</sub> alkenyl or C<sub>2</sub>-C<sub>6</sub> alkynyl wherein the alkyl, alkenyl or alkynyl group or combination thereof is  
 25 optionally substituted with halo or alkoxy;

X is A, R<sup>4</sup> or OR<sup>5</sup>, wherein R<sup>3</sup> and R<sup>5</sup> both are H or each is independently C<sub>1</sub>-C<sub>6</sub> alkyl, alkenyl, alkynyl, aryl, aralkyl, heteroaryl or heteroaralkyl;

R<sup>4</sup> is C<sub>1</sub>-C<sub>6</sub> alkyl, alkenyl, alkynyl, aryl, aralkyl, heteroaryl or  
 30 heteroaralkyl;

or both X and OR<sup>3</sup> are A;

A further embodiment of the present invention is directed to pharmaceutical compositions comprising a therapeutically effective amount of a compound of Formula IA or IB as defined above, together with other anti-

cancer or antineoplastic agents and a pharmaceutically effective carrier or diluent.

### BRIEF DESCRIPTION OF THE DRAWINGS

5 Figs. 1A, 1B and 1C are graphic illustrations showing the *in vitro* inhibition of cellular growth (clonogenicity) of butyroyloxymethy diethyl phosphate (BODP) and butyric acid (AB) on proliferation of established human neuroblastoma cell lines SK-N-SH (Fig. 1A), NBAS-5 (Fig. 1B) and IMR-32 (Fig. 1C).

10 Fig. 2 is a graphic illustration showing the *in vitro* effect of BODP and AB on the differentiation of HL-60 cells.

Fig. 3 is a bar graph showing the effect of BODP and AB on the expression of CD11b in human promyelocytic leukemic cell line HL-60.

Fig. 4 is a bar graph showing the effect of BODP and AB on hemoglobin accumulation in stained K-562 cells.

15 Fig. 5 is a bar graph showing the effect of BODP and AB on hemoglobin accumulation as determined by analysis of culture lysate by HPLC.

### DETAILED DESCRIPTION OF THE INVENTION

20 The compounds herein described may have asymmetric centers. All chiral, diastereomeric, and racemic forms are included in the present invention. Many geometric isomers of olefins and the like can also be present in the compounds described herein, and all such stable isomers are contemplated in the present invention.

25 By "stable compound" or "stable structure" is meant herein a compound that is sufficiently robust to survive isolation to a useful degree of purity from a reaction mixture, and formulation into an efficacious therapeutic agent.

As used herein, "alkyl" means both branched- and straight-chain unless expressly stated otherwise, saturated aliphatic hydrocarbon groups having the



specified number of carbon atoms. As used herein "lower alkyl" means an alkyl group having 1 to 5 carbon atoms. As used herein, "alkenyl" means hydrocarbon chains of either a straight or branched configuration and one or more unsaturated carbon-carbon bonds, such as ethenyl, propenyl, and the like. "Lower alkenyl" is an alkenyl group having 2 to 6 carbon atoms. As used herein, "alkynyl" means hydrocarbon chains of either a straight or branched configuration and one or more carbon-carbon triple bonds, such as ethynyl, propynyl and the like. "Lower alkynyl" is an alkynyl group having 2 to 6 carbon atoms. When the number of carbon atoms is not specified, then alkyl, alkenyl and alkynyl means lower alkyl, lower alkenyl and lower alkynyl, respectively.

As used herein, "aryl" includes "aryl" and "substituted aryl." Thus "aryl" of this invention means any stable 6- to 14-membered monocyclic, bicyclic or tricyclic ring, containing at least one aromatic carbon ring, for example, phenyl, naphthyl, indanyl, tetrahydronaphthyl (tetralin) and the like. The presence of substitution on the aryl group is optional, but when present, the substituents can be halo, alkyl, alkoxy, hydroxy, carboxy, carboxyalkyl, amino, cyano, nitro, trifluoromethyl, acylamino or carbamoyl.

As used herein, the term "heteroaryl" includes "heteroaryl" and "substituted heteroaryl." Thus "heteroaryl" of this invention means a stable 5- to 10-membered monocyclic or bicyclic heterocyclic ring which is aromatic, and which consists of carbon atoms and from 1 to 3 heteroatoms selected from the group consisting of N, O and S and wherein the nitrogen may optionally be quaternized, and including any bicyclic group in which any of the above-defined heteroaryl rings is fused to a benzene ring. The heteroaryl ring may be attached to its pendant group at any heteroatom or carbon atom which results in a stable structure. The presence of substitution on the heteroaryl group is optional and can be on a carbon atom, a nitrogen atom or other heteroatom if the resulting compound is stable and all the valencies of the atoms have been satisfied. When present, the substituents of the substituted heteroaryl groups are the same as for the substituted aryl groups and also include alkylammonium salts when the substituent is an alkyl group attached to the nitrogen atom of the heteroaryl ring. These quaternized

ammonium salts include halides, hydrohalides, sulfates, methosulfates, methanesulfonates, toluenesulfates, nitrates, phosphates, maleates, acetates, lactates or any other pharmaceutically acceptable salt. Examples of heteroaryl groups include, but are not limited to, pyridyl, pyrimidinyl, furanyl, thienyl, pyrrolyl, pyrazolyl, imidazolyl, tetrazolyl, benzofuranyl, benzothienyl, indolyl, indolenyl, quinolinyl, isoquinolinyl and benzimidazolyl.

As used herein, "aralkyl" and "heteroaralkyl" refer to an aryl or heteroaryl group attached to an alkyl group. The aryl and heteroaryl groups of this moiety can optionally be substituted in accordance with the definitions herein. Examples of heteroaralkyl groups include but are not limited to 2-, 3-, or 4-pyridylmethyl and 3-(2-, 3- or 4- pyridyl)propyl and the like.

The term "substituted", as used herein, means that one or more hydrogens on the designated atom are replaced with a selection from the indicated groups, provided that the designated atom's normal valency is not exceeded, and that the substitution results in a stable compound.

The substituents of the invention include, as indicated, halo, hydroxy, alkyl, alkoxy, amino, trifluoromethyl, aryl, heteroaryl, monoalkylamino, dialkylamino, trialkylammonium and salts thereof, carbamoyl, acylamino, arylcarbonylamino, alkoxy carbonylamino, carboxy, carboxyalkyl, formamido, guanidino, ureido, sulfamyl, and alkylsulfonamido. These groups can be substituents for alkyl, alkenyl, alkynyl, cycloalkyl, aryl, aralkyl, heteroaryl and heteroaralkyl groups as indicated in accordance with the invention. A "halo" group is a halogen, and includes fluoro, chloro, bromo and iodo groups. The term "alkoxy" refers to an alkyl group having at least one oxygen substituent represented by R-O-. The group "acylamino" is represented by the formula R-C(O)-NH- where R is alkyl. "Arylcarbonylamino" and "alkoxy carbonylamino" are similar to acylamino except that the R is aryl or alkoxy, respectively.

As used herein, "therapeutically-effective amount" refers to that amount necessary to administer to a patient or to cells to achieve an anti-tumor effect; to induce differentiation and/or inhibition of proliferation of malignant cancer cells, benign tumor cells or other proliferative cells; to aid in the chemoprevention of cancer; to promote wound healing; to treat a

gastrointestinal disorder; to treat a blood disorder or increase the hemoglobin content of blood; to modulate an immune response; to enhance gene expression; modulate or augment expression of tumor suppressor genes; to enhance insulin expression; to enhance chloride channel expression; to induce tolerance to an antigen; to treat, prevent or ameliorate protozoan infection; or to inhibit histone deacetylase in cells. Methods of determining therapeutically-effective amounts are well known.

When the therapeutic or effective amount of the compound is for treating, preventing or ameliorating cancer or other proliferative disorder, then that amount may be an amount effective to inhibit histone deacetylase in the subject, patient or cancerous cells. Similarly, when the therapeutic or effective amount of the compound is for treating, preventing, or ameliorating protozoan infection then that amount may be an amount effective to inhibit protozoan histone deacetylase in the subject, patient or cancerous cells.

As used herein, "pharmaceutically acceptable salts" refer to derivatives of the disclosed compounds that are modified by making acid or base salts. Examples include, but are not limited to, mineral or organic acid salts of basic residues such as amines; alkali or organic salts of acidic residues such as carboxylic acids, and the like. Pharmaceutically acceptable salts include, but are not limited to, hydrohalides, sulfates, methosulfates, methanesulfonates, toluenesulfonates, nitrates, phosphates, maleates, acetates, lactates, arginine salts and lysine salts and the like.

Pharmaceutically-acceptable salts of the compounds of the invention can be prepared by reacting the free acid or base forms of these compounds with a stoichiometric amount of the appropriate base or acid in water or in an organic solvent, or in a mixture of the two; generally, nonaqueous media like ether, ethyl acetate, ethanol, isopropanol, or acetonitrile are preferred. The salts of the invention can also be prepared by ion exchange, for example. Lists of suitable salts are found in Remington's Pharmaceutical Sciences, 17th ed., Mack Publishing Company, Easton, PA, 1985, p. 1418, the disclosure of which is hereby incorporated by reference in its entirety.

The "pharmaceutical agents" for use in the methods of the invention related to the coadministration of compounds of Formula I, include but are not limited to anticancer agents as well as differentiating agents. For example, the pharmaceutical agent can be a cytokine, an interleukin, an anti-cancer agent, a chemotherapeutic agent, an antibody, a conjugated antibody, an immune stimulant, an antibiotic, a hormone antagonist or a growth stimulant. The pharmaceutical agent can also be a cytotoxic agent. Cytotoxic agents include antiviral nucleoside antibiotics such as ganciclovir, acyclovir, and famciclovir. Cytotoxic agents can also include radiation therapy.

As used herein, the "chemotherapeutic agents" include but are not limited to alkylating agents, purine and pyrimidine analogs, vinca and vinca-like alkaloids, etoposide and etoposide-like drugs, corticosteroids, nitrosoureas, antimetabolites, platinum-based cytotoxic drugs, hormonal antagonists, anti-androgens and antiestrogens.

The "cytokines" for use herein include but are not limited to interferon, preferably  $\alpha$ ,  $\beta$  or  $\gamma$  interferon, as well as IL-2, IL-3, G-CSF, GM-CSF and EPO.

As used herein, an "immune stimulant" is a substance such as *C. parvum* or sarcolectin which stimulates a humoral or cellular component of the immune system.

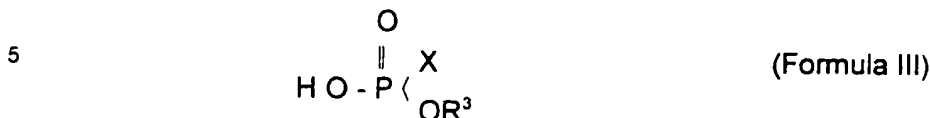
The chemotherapeutic agents of the invention include but are not limited to tamoxifen, doxorubicin, L-asparaginase, dacarbazine, amsacrine, procarbazine, hexamethylmelamine, mitoxantrone and gemcitabine.

### SYNTHETIC METHODS

The compounds of the present invention can generally be prepared by any method known in the art. For example, the compounds of the invention can be made by reacting the acid form of the RCOOH with a reagent of Formula II

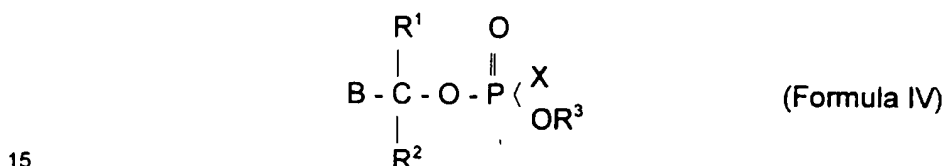


where B is a leaving group such as halogen, methanesulfonate or p-toluenesulfonate and R, R<sup>1</sup> and R<sup>2</sup> are as defined herein above, with a base or salt, such as a silver or trialkylammonium salt of a reagent of the formula III



wherein X and R<sup>3</sup> in formula III are as defined herein above.

Alternatively, most of the compounds of the present invention may be made by reacting the acid, RCOOH, with a reagent of Formula IV



wherein B is a leaving group such a halogen, methanesulfonate or p-toluenesulfonate and R, R<sup>1</sup> and R<sup>2</sup> are as defined herein above, in the presence of a base or with a salt of the acid, such as a silver or trialkylammonium salt.

20 In carrying out the synthesis reactions above, it may be desirable to protect certain functional groups, such as amines or hydroxyl groups by the use of standard protecting groups.

Phosphorothioate derivatives can be prepared according to procedures known in the art by reaction of the appropriate compounds, where Z is oxygen, with phosphorus pentasulfide or other sulfurating agent, in the presence of an inert solvent.

The above reagents are readily prepared according to literature procedures; see for example, Nudelman, et al., J. Med. Chem., 35:687-694, 1992; Japanese Patent 07033709 (1995) and Japan Kokai 73 01,133 (1973).  
30 The base may be, for example, a trialkylamine, pyridine, an alkali metal carbonate or other suitable base. The reaction may be carried out in the presence or absence of solvent. Suitable solvents include, for example, acetone, benzene, toluene, tetrahydrofuran, ethyl acetate, acetonitrile,

dimethylformamide, dimethyl sulfoxide, chloroform, dioxane, 1,2-dichloroethane or in certain instances, water.

The procedures outlined above can be improved by one skilled in the art by, for instance, changing the temperature, duration, stoichiometry or other  
5 parameters of the reactions. Any such changes are intended to fall within the scope of this invention.

### ACTIVITY

The activities of the compounds of the invention may be measured using generally-accepted techniques known to those skilled in the art  
10 consistent with the activity of interest. For example, the activity of compounds useful as differentiating agents can be measured using standard methodology of the nitro-blue tetrazolium reduction assay (e.g., Rabizadeh *et al.*, FEBS Lett. 328:225-229, 1993; Chomienne *et al.*, Leuk. Res. 10:631, 1986; and Breitman *et al.* in Methods for Serum-free Culture of Neuronal and Lymphoid  
15 Cells, Alan R. Liss, NY, p. 215-236, 1984, which are hereby incorporated by reference in their entirety) and as described below. This *in vitro* assay has been deemed to be predictive and in fact correlative with *in vivo* efficacy (Castaigne *et al.*, Blood 76:1704-1709, 1990).

Another assay which is predictive of differentiating activity is the  
20 morphological examination for the presence of Auer rods and/or specific differentiation cell surface antigens in cells collected from treatment groups, as described in Chomienne *et al.*, (Blood 76:1710-1717, 1990 which is hereby incorporated by reference in its entirety) and as described below.

The compounds of the present invention also have anti-proliferative  
25 and anti-tumor activity. The anti-proliferation activity of compounds of the present invention may be determined by methods generally known to those skilled in the art. Generally-accepted assays for measuring viability and anti-proliferative activity are the trypan blue exclusion test and incorporation of tritiated thymidine, also as described by Chomienne, *et al.*, above, which is  
30 incorporated herein by reference. Other assays which predict and correlate antitumor activity and *in vivo* efficacy are the human tumor colony forming

assay described in Shoemaker *et al.*, Can. Res. 45:2145-2153, 1985, and inhibition of telomerase activity as described by Hiyayama *et al.*, J. Natl. Cancer Inst. 87:895-908, 1995, which are both incorporated herein by reference in their entirety. These assays are described in further detail below.

5 Cell Cultures

Human promyelocytic leukemia cells (HL-60), human pancreatic carcinoma cells (PaCa-2) and human breast adenocarcinoma cells, pleural effusion cells (MCF-7) can be cultured as follows. Cells are grown in RPMI medium with 10% FCS, supplemented with 2 mM glutamine and incubated at  
10 37°C in a humidified 5% CO<sub>2</sub> incubator. Alternatively, cells can be grown in any other appropriate growth medium and conditions which supports the growth of the cell line under investigation. Viability can be determined by trypan blue exclusion. Cells are exposed to a test compound, cultures are harvested at various time points following treatment and stained with trypan  
15 blue.

Cellular Staining to Detect Differentiation

Lipid staining and/or immunochemical staining of casein can be used as a marker for cellular differentiation of breast cancer cells (Bacus *et al.*, Md. Carcin. 3:350-362, 1990). Casein detection can be done by histochemical  
20 staining of breast cancer cells using a human antibody to human casein as described by Cheung *et al.*, J. Clin. Invest. 75:1722-1728, which is incorporated by reference in its entirety.

Nitro-Blue Tetrazolium (NBT) Assay:

Cell differentiation of myeloid leukemia cells can be evaluated, for  
25 example, by NBT reduction activity as follows. Cell cultures are grown in the presence of a test compound for the desired time period. The culture medium is then brought to 0.1% NBT and the cells are stimulated with 400 nM of 12-O-tetradecanoyl-phorbol-13-acetate (TPA). After incubation for 30 minutes at 37°C, the cells are examined microscopically by scoring at least 200 cells.

The capacity for cells to reduce NBT is assessed as the percentage of cells containing intracellular reduced black formazan deposits and corrected for viability.

#### Cell Surface Antigen Immunophenotyping

5 Cell surface antigen immunotyping can be conducted using dual-color fluorescence of cells gated according to size. The expression of a panel of antigens from early myeloid (CD33) to late myeloid can be determined as described in Warrell, Jr. *et al.*, New Engl. J. Med. 324:1385-1392, 1992, which is incorporated by reference herein in its entirety.

#### 10 Apoptosis Evaluation

Apoptosis can be evaluated by DNA fragmentation, visible changes in nuclear structure or immunocytochemical analysis of Bcl-2 expression.

DNA fragmentation can be monitored by the appearance of a DNA ladder on an agarose gel. For example, cellular DNA is isolated and analyzed  
15 by the method of Martin *et al.*, J. Immunol., 145:1859-1967, 1990 which is incorporated by reference herein in its entirety.

Changes in nuclear structure can be assessed, for example, by acridine orange staining method of Hare *et al.*, J. Hist. Cyt., 34:215-220, 1986, which is incorporated by reference herein in its entirety.

20 Immunological detection of Bcl-2 can be performed on untreated cells and cells treated with the test compound. HL-60 cells are preferred but other cell lines capable of expressing Bcl-2 can be used. Cytospins are prepared and the cells are fixed with ethanol. Fixed cells are reacted overnight at 4°C with the primary monoclonal antibody, anti-Bcl-2 at a dilution of 1:50. Staining  
25 is completed to visualize antibody binding, for example, using Strep A-B Universal Kit (Sigma) in accordance with the manufacturer's instructions. Identically-treated cells which received no primary antibody can serve as a non-specific binding control. Commercial kits are also available and can be used for detecting apoptosis, for example, Oncor's Apop Tag®.



### Modulation of Gene Expression

The levels of expression from oncogene and tumor suppressor genes can be evaluated by routine methods known in the art such as Northern blotting of RNA, immunoblotting of protein and PCR amplification.

### 5 Mouse Cancer Model

Compounds may be examined for their ability to increase the life span of animals bearing B16 melanomas, Lewis lung carcinomas and myelomonocytic leukemias as described in Nudelman *et al.*, J. Med. Chem. 35:687-694, 1992, or Rephaeli *et al.*, Int. J. Cancer 49:66-72, 1991, which are  
10 incorporated by reference herein in their entireties.

For example, the efficacy of compounds of the present invention in a leukemia model can be tested as follows: Balb/c mice are injected with WEHI cells and a test compound or control solution is administered the following day. The life span of the treated animals is compared to that of untreated  
15 animals.

The efficacy of compounds of the present invention on primary tumors can also be tested with subcutaneously implanted lung carcinoma or B16 melanoma by measuring the mass of the tumor at the site of implantation every two weeks in control and treated animals.

20 The efficacy of compounds in xenografts can be determined by implanting the human tumor cells subcutaneously into athymic mice. Human tumor cell lines which can be used include, but are not limited to, prostate carcinoma (human Pc-3 cells), pancreatic carcinoma (human Mia PaCa cells), colon adenocarcinoma (human HCT-15 cells) and mammary adenocarcinoma  
25 (human MX-1 cells). Treatment with control solution or a test compound of the invention begins, for example, when tumors are approximately 100 mg. Anti-tumor activity is assessed by measuring the delay in tumor growth, and/or

tumor shrinking and/or increased survival of the treated animals relative to control animals.

#### Telomerase Activity

5 A high level of telomerase activity is associated with the high proliferation rate found in cancer cells. Compounds which inhibit telomerase activity result in inhibition of cancer cell growth and de-differentiation. Commercially available telomerase assays may be used to assess the anticancer activities of compounds on cancer cell lines.

#### Chemoprevention

10 The chemoprevention activity of the compounds of the invention can be determined in the two-stage mouse carcinogenesis model of Nishimo *et al.* (supra).

#### Assay of Compounds

15 Compounds of the invention, their salts or metabolites, may be measured in a biological sample by any method known to those skilled in the art of pharmacology, clinical chemistry or the like. Such methods for measuring these compounds are standard methods and include, but are not limited to high performance liquid chromatography (HPLC), gas chromatography (GC), gas chromatography mass spectroscopy (GC-MS),  
20 radioimmunoassay (RIA), and others.

#### Dosage and Formulation

The compounds of the present invention may be administered to a mammalian patient to treat cancer or may be administered in any other method of the invention which involves treating a patient by any means that  
25 produces contact of the active agent with the agent's site of action in the body of the subject. Mammalian patients include humans and domestic animals. The compounds of the invention may be administered by any conventional means available for use in conjunction with pharmaceuticals, either as

individual therapeutic agents or in a combination of therapeutic agents. The compounds can be administered alone, but are generally administered with a pharmaceutical carrier selected on the basis of the chosen route of administration and standard pharmaceutical practice. The pharmaceutical compositions of the invention may be adapted for oral, parenteral, transdermal, transmucosal, rectal or intranasal administration, and may be in unit dosage form, as is well known to those skilled in the pharmaceutical art. The term "parenteral" as used herein includes subcutaneous, intravenous, intramuscular, or intrasternal injection or infusion techniques.

The appropriate dosage administered in any given case will, of course, vary depending upon known factors, such as the pharmacodynamic characteristics of the particular agent and its mode and route of administration; the age, general health, metabolism, weight of the recipient and other factors which influence response to the compound; the nature and extent of the symptoms; the kind of concurrent treatment; the frequency of treatment; and the effect desired. A daily dosage of active ingredient can be expected to be about 10 to 10,000 milligrams per meter<sup>2</sup> of body mass (mg/m<sup>2</sup>), with the preferred dose being 50-5,000 mg/m<sup>2</sup> body mass.

Dosage forms (compositions suitable for administration) contain from about 1 mg to about 1 g of active ingredient per unit. In these pharmaceutical compositions the active ingredient will ordinarily be present in an amount of about 0.5-95% by weight based on the total weight of the composition.

The active ingredient may be administered orally in solid or semi-solid dosage forms, such as for example hard or soft-gelatin capsules, tablets, and powders, or in liquid dosage forms, such as elixirs, syrups, disperse powders or granules, emulsions, and aqueous or oily suspensions. It can also be administered parenterally, in sterile liquid dosage forms. Other dosage forms include transdermal administration via a patch mechanism or ointment.

Compositions intended for oral use may be prepared according to any methods known to the art for the manufacture of pharmaceutical compositions and such compositions may contain one or more agents including sweetening

agents, flavoring agents, coloring agents, and preserving agents in order to provide a pharmaceutically elegant and palatable preparation.

Tablets contain the active ingredient in admixture with non-toxic pharmaceutically acceptable excipients which are suitable for the manufacture of tablets. Such excipients may include, for example, inert diluents, such as calcium phosphate, calcium carbonate, sodium carbonate, sodium phosphate, or lactose; granulating disintegrating agents, for example, maize starch or alginic acid; binding agents, such as starch, gelatin, or acacia; and lubricating agents, for example, magnesium stearate, stearic acids or talc. Compressed tablets may be uncoated or may be sugar coated or film coated by known techniques to mask any unpleasant taste and protect the tablet from the atmosphere, or enteric coated for selective disintegration and adsorption in the gastrointestinal tract.

Hard gelatin capsules or liquid filled soft gelatin capsules contain the active ingredient and inert powdered or liquid carriers, such as, but not limited to calcium carbonate, calcium phosphate, kaolin, lactose, lecithin starch, cellulose derivatives, magnesium stearate, stearic acid, arachis oil, liquid paraffin, olive oil, pharmaceutically-accepted synthetic oils and other diluents suitable for the manufacture of capsules. Both tablets and capsules can be manufactured as sustained release-products to provide for continuous release of medication over a period of hours.

Aqueous suspensions contain the active compound in admixture with excipients suitable for the manufacture of aqueous suspensions. Such excipients are suspending agents, e.g., sodium carboxymethylcellulose, methylcellulose, hydroxypropylmethylcellulose, sodium alginate, polyvinylpyrrolidone, gum tragacanth, and gum acacia; dispersing or wetting agents, such as a naturally occurring phosphatide, e.g., lecithin, or condensation products of an alkylene oxide with fatty acids, for example of polyoxyethylene stearate, or a condensation products of ethylene oxide with long chain aliphatic alcohols, e.g., heptadecaethyleneoxycetanol, or condensation products of ethylene oxide with partial esters derived from fatty acids and a hexitol, e.g., polyoxyethylene sorbitol monooleate, or a

condensation product of ethylene oxide with partial esters derived from fatty acids and hexitol anhydrides, e.g., polyoxyethylene sorbitan monooleate. The aqueous suspensions can also contain one or more preservatives, for example ethyl, *n*-propyl, or *p*-hydroxy benzoate, one or more coloring agents, one or more flavoring agents, and one or more sweetening agents, such as sucrose, saccharin, or sodium or calcium cyclamate.

Dispersable powders and granules suitable for preparation of an aqueous suspension by the addition of water provide the active ingredient in admixture with a dispersing or wetting agent, suspending agent and one or more preservatives. Suitable dispersing or wetting agents and suspending agents are exemplified by those already mentioned above. Additional excipients, for example, sweetening, flavoring, and coloring agents, can also be present.

Syrups and elixirs can be formulated with sweetening agents, such as glycerol, sorbitol or sucrose. Such formulations may also contain a demulcent, a preservative and flavoring and coloring agents.

The pharmaceutical compositions can be in the form of a sterile injectable preparation, for example, as a sterile injectable aqueous suspension. This suspension can be formulated according to the known art using those suitable dispersing or wetting agents and suspending agents which have been mentioned above. The sterile injectable preparation can also be a sterile injectable solution or suspension in a nontoxic parenterally-acceptable diluent or solvent, for example, as a solution in 1,3-butanediol.

In general, water, a suitable oil, saline, aqueous dextrose (glucose), polysorbate and related sugar solutions, emulsions, such as Intralipid® (Cutter Laboratories, Inc., Berkley CA) and glycols such as propylene glycol or polyethylene glycols are suitable carriers for parenteral solutions. Antioxidizing agents, such as but not limited to sodium bisulfite, sodium sulfite, or ascorbic acid, either alone or combined, are suitable stabilizing agents. Also used can be citric acid and its salts and sodium EDTA. In addition, parenteral solutions can contain preservatives, such as but not limited to benzalkonium chloride, methyl- or propyl-paraben, and chlorobutanol.

The pharmaceutical compositions of the present invention also include compositions for delivery across cutaneous or mucosal epithelia including transdermal, intranasal, sublingual, buccal, and rectal administration. Such compositions may be part of a transdermal device, patch, topical formulation, 5 gel, etc., with appropriate excipients. Thus, the compounds of the present invention can be compounded with a penetration-enhancing agent such as 1-n-dodecylazacyclopentan-2-one or the other penetration-enhancing agents disclosed in U.S. Patent Nos. 3,991,203 and 4,122,170 which are hereby incorporated by reference in their entirety to describe penetration-enhancing 10 agents which can be included in the transdermal or intranasal compositions of this invention.

Suitable pharmaceutical carriers are described in Remington's Pharmaceutical Sciences, Mack Publishing Company, a standard reference text in this field, which is incorporated herein by reference in its entirety.

15 Various modifications of the invention in addition to those shown and described herein will be apparent to those skilled in the art from the foregoing description. Such modifications are also intended to fall within the scope of the appended claims.

The foregoing disclosure includes all the information deemed essential 20 to enable those skilled in the art to practice the claimed invention. Because the cited patents or publications may provide further useful information these cited materials are hereby incorporated by reference in their entirety.

## EXAMPLE 1

SYNTHESIS OF BUTYROYLOXYMETHYL DIETHYL PHOSPHATE

## (COMPOUND 1)

The synthesis of butyroyloxymethyl diethyl phosphate (BODP) was  
5 carried out as follows: Triethylamine ( $\text{Et}_3\text{N}$ ) (5 ml, 1.2 eq) was added dropwise  
to a stirred solution of diethyl phosphate (4.1 g, 30 mmol) and chloromethyl  
butyrate (4.12 g, 1 eq) in dry dimethylformamide (DMF) (10 mL), at room  
temperature under nitrogen. The reaction mixture was heated at 65°C for  
three hours whereby a large amount of precipitate formed and thin layer  
10 chromatography (TLC:  $\text{CHCl}_3$ :MeOH 7:1, detection-vanillin) showed that most  
of the acid had reacted. The precipitate was filtered and washed with ethyl  
acetate. The filtrate was partitioned between water and ethyl acetate. The  
aqueous phase was extracted back with a small amount of ethyl acetate, and  
the combined organic phase was washed three times with water, thrce times  
15 with a 5% solution of sodium carbonate ( $\text{NaHCO}_3$ ) and twice with brine, dried  
with magnesium sulfate ( $\text{MgSO}_4$ ), and evaporated to give the crude product as  
a yellowish material (1.6 g, 65% yield) which was chromatographed on silica  
gel (60 g, ethyl acetate:hexane:isopropanol 8:8:1). The product was found in  
the second fraction. The pure product (1 g, 40% yield) was a colorless oil.

20 Additional compounds of the invention are provided in Table I. These  
compounds are those of Formula I having the designated groups. These  
compounds may be synthesized in a manner analogous to the method of  
Example 1 or as provided in the Detailed Description of the Invention.

Table 1



10

15

[.....A.....]					
R	R <sup>1</sup>	R <sup>2</sup>	Z	X	R <sup>3</sup> -O-
n-C <sub>3</sub> H <sub>7</sub>	H	H	O	C <sub>2</sub> H <sub>5</sub> O	CH <sub>2</sub> =CH-CH <sub>2</sub> -O-
n-C <sub>3</sub> H <sub>7</sub>	CH <sub>3</sub>	H	O	2-Ethylhexyl-O-	2-Ethylhexyl-O-
n-C <sub>3</sub> H <sub>7</sub>	CH <sub>3</sub>	H	O	C <sub>6</sub> H <sub>5</sub> CH <sub>2</sub> O-	C <sub>6</sub> H <sub>5</sub> CH <sub>2</sub> O-
i-C <sub>3</sub> H <sub>7</sub>	H	H	O	C <sub>2</sub> H <sub>6</sub>	C <sub>2</sub> H <sub>5</sub> O
CH <sub>2</sub> =CHCH <sub>2</sub>	H	H	S	C <sub>2</sub> H <sub>5</sub> O	C <sub>2</sub> H <sub>5</sub> O
2-Py-C <sub>3</sub> H <sub>6</sub>	CH <sub>3</sub>	CH <sub>3</sub>	O	CH <sub>3</sub> O	CH <sub>3</sub> O
3-Cl-C <sub>3</sub> H <sub>6</sub>	n-C <sub>3</sub> H <sub>7</sub>	H	S	C <sub>6</sub> H <sub>5</sub> CH <sub>2</sub> O	C <sub>6</sub> H <sub>5</sub> O
n-C <sub>3</sub> H <sub>7</sub>	C <sub>2</sub> H <sub>5</sub>	H	S	n-C <sub>3</sub> H <sub>7</sub> O	C <sub>2</sub> H <sub>5</sub> O
C <sub>6</sub> H <sub>5</sub> CH <sub>2</sub>	2-CH <sub>3</sub> OCH <sub>2</sub> CH <sub>2</sub>	H	O	(CH <sub>3</sub> ) <sub>2</sub> NCH <sub>2</sub> CH <sub>2</sub> O	(CH <sub>3</sub> ) <sub>2</sub> NCH <sub>2</sub> CH <sub>2</sub> O
4-C <sub>6</sub> H <sub>5</sub> (CH <sub>2</sub> ) <sub>3</sub>	CH <sub>2</sub> =CHCH <sub>2</sub>	H	O	C <sub>6</sub> H <sub>5</sub> CH <sub>2</sub> O	C <sub>6</sub> H <sub>5</sub> CH <sub>2</sub> O
n-C <sub>3</sub> H <sub>7</sub>	CH <sub>3</sub>	H	O	C <sub>2</sub> H <sub>5</sub> O	C <sub>2</sub> H <sub>5</sub> O



## EXAMPLE 2

CLONOGENICITY OF ESTABLISHED TUMOR CELL LINES

Inhibition of tumor growth was tested using cell lines as follows:

The cell lines listed in Table 2 were grown to 70-80% confluence in complete medium (RPMI 1640 containing 10% fetal calf serum (FCS), 100 IU penicillin, 100 µg/mL streptomycin and 2 mM L-glutamine). Cells were harvested, washed in complete medium and counted. Cell viability was determined by trypan blue exclusion. The cells were placed into soft agar (0.12% in media) and plated at 5,000 viable cells per well onto an agarose underlayer (0.4%) in 24-well plates. After overnight culture, AB or BODP was added at the indicated concentration. Control cells received media alone. As a control for cell death, cells were treated with a superlethal dose of 10 µg/ml of cisplatin. The dosage of AB or BODP which inhibited fifty percent or ninety percent of cell proliferation ( $IC_{50}$  or  $IC_{90}$ , respectively) was calculated using the Chou Analysis' Median Effective Dose equation.

Clonogenicity is determined as the percentage of clones in treated cultures relative to clones in medium-un-treated control cultures. A representative clonogenicity titration curve for each of AB and BODP is shown with four neuroblastoma cell lines in Fig. 1. The  $IC_{50}$  and  $IC_{90}$  values of AB and BODP for cancer cell lines are provided in Table 3.

The results demonstrate that BODP is a more potent growth inhibitor than AB. The data show that BODP and AB inhibit cell proliferation in a dose-dependent manner but that the cells are at least an order of magnitude more sensitive to BODP. The ratio of  $IC_{50}$  AB: $IC_{50}$  BODP ranges between 5.8 to 66-fold with a median value of 25.2 µM. Similarly the ratio of  $IC_{90}$  AB: $IC_{90}$  BODP ranges between 9.1 to 183.5 with a median value of 28.75 µM.

These results demonstrate that BODP is a significantly more potent tumor cell clonogenicity inhibitor than AB. The difference between AB and BODP is even more pronounced when the  $IC_{90}$  is compared. The  $IC_{90}$  values are clinically important for assessing eradication of residual cancer disease.

**Table 2**  
HUMAN TUMOR CELL LINES

CELL LINES	ORIGIN
MCF7-WT	Breast Carcinoma
MCF7-40F	Breast Carcinoma
PC3	Prostate Carcinoma
LNCaP	Prostate Carcinoma
K-562	Erythroleukemia
SK-N-SH	Neuroblastoma
NBAS-5	Neuroblastoma
IMR-32	Neuroblastoma
LA1-5S	Neuroblastoma
NBL-W-N	Neuroblastoma
SMS-KAN	Neuroblastoma
NGP	Neuroblastoma
SK-N-MC	Neuroblastoma
SMS-KCN	Neuroblastoma

**Table 3**  
INHIBITION OF ESTABLISHED AND PRIMARY TUMOR CELL LINES  
BY AB AND BODP

Cell Line	AB		BODP		Ratio AB/BODP	
	IC <sub>50</sub> <sup>(a)</sup>	IC <sub>90</sub>	IC <sub>50</sub>	IC <sub>90</sub>	IC <sub>50</sub>	IC <sub>90</sub>
SK-N-SH	998	3397	15	44	66.5	77.2
NBAS-5	883	13030	21	71	42	183.5
SK-N-MC	215	1314	37	145	5.8	9.1
IMR-32	881	3566	35	88	25.2	40.5
NGP	197	1622	17	49	11.6	33.1
LA1-5S	1627	2675	38	105	42.8	25.5
SMS-KCN	1872	NA	54	NA	34.7	NA
NBL-W-N	489	3074	38	96	12.9	32
SMS-KAN	1138	2079	45	128	25.3	16.2

(a) All concentrations are in  $\mu\text{M}$ .

EXAMPLE 3  
INHIBITION OF HUMAN CLONOGENICITY  
OF HUMAN PANCREATIC CELLS

The effect of 24 hour exposure to BODP or AB was determined by a  
5 colony-forming assay on the pancreatic cell line, BxPC-3, which is a primary  
adenocarcinoma (ACTTnr:CRL-1687). Freshly trypsinized cells were plated  
at 500 cells/dish in 60 mm<sup>2</sup> tissue culture dishes with the indicated  
concentration of each compound and incubated for 24 hours at 37°C in 5%  
CO<sub>2</sub>/air atmosphere. The cultures were washed with PBS, fresh medium was  
10 added, and the cultures were incubated for 7-12 days to allow the formation of  
colonies. Colonies were fixed with methanol, stained with Giemsa and  
counted. All incubations were performed in triplicate.

The results shown in Figure 2 demonstrate that 24 hour treatment with  
BODP caused a dose-dependent growth inhibition, with complete inhibition  
15 occurring at concentrations above 50 µM. In contrast, a 100 µM dose of AB  
did not cause complete growth inhibition of the cells.

EXAMPLE 4  
INDUCTION OF DIFFERENTIATION

Cancer cell differentiation was evaluated in a human leukemia cell line  
20 by nitroblue tetrazolium reduction (NBT) activity (Koeffler, Blood, 62: 709-721,  
1983) or by changes in expression of myelocytic maturation marker CD11b.  
Differentiation was also evaluated in a breast carcinoma cell line by lipid  
staining (Bacus et al., Mol. Carcinog. 3:350-362, 1990).

The level of CD11b was measured on HL-60 cells by flow cytometry  
25 using a monoclonal antibody (MAb) against CD11b in a standard indirect  
immunofluorescence assay. Cells were cultured for three or six days with the  
indicated concentration of BODP. Cultured cells were collected by  
centrifugation, resuspended at 10<sup>6</sup> cells per 20µl RPMI+10% FCS and

incubated with MAb for 30 minutes at 4°C. The cells were washed twice in cold PBS + 10% FCS and incubated with a 1:20 dilution of FITC-conjugated F(ab')<sup>2</sup> fragment of rabbit anti-mouse IgG for 20-30 minutes at 4°C in the dark. After washing the cells twice in cold PBS + 10% FCS, flow cytometry was  
5 performed on a FACSstar (Becton Dickson) using an argon ion laser adjusted to excitation wavelength of 488 nm on samples containing 10<sup>4</sup> cells. The results are shown graphically in Figure 3. BODP was a more active differentiation inducer compared to AB.

The expression of CD11b increased 7-fold over the expression of  
10 untreated cells when the cells were exposed to 40 μM BODP for four days. At the same concentration of AB there was no increase in CD11b. At 175-fold higher concentration of AB (800 μM) increased the expression of CD11b to 12%, which is only 1.74-fold above the basal level expressed in untreated cells.

EXAMPLE 5  
INDUCTION OF HEMOGLOBIN SYNTHESIS

Induction of hemoglobin (Hb) synthesis was measured by two complementary methods.

5       (1) Hb Measurement: Hemoglobin was measured by benzidine staining of K562 cells after 5 days exposure to BODP or AB according to the procedure of Fibach *et al.* (1993) *infra*.

      (2) Quantitative measurement of fetal hemoglobin (HbF) in K562 culture or human erythroid cultures was determined by ion-exchange high  
10    pressure liquid chromatography (HPLC) as described by Fibach *et al.*, Blood 81:1630-1635, 1993.

K562 cells: K562 is an erythroblast cell line (obtained from the ATCC, Rockville, MD) that develops some properties of erythroid, megakaryocyte or monocyte cells, depending on the specific stimulus, when induced by different  
15    chemicals. K562 cells were grown in RPMI medium with 10% FCS, supplemented with 2 mM glutamine. Cells were incubated at 37°C in a humidified, 5% CO<sub>2</sub> incubator.

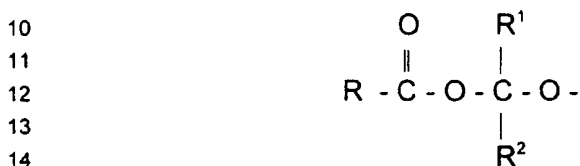
      Treatment of K562 cells with BODP or AB showed that, on a molar basis, the compound of the invention had higher activity in inducing erythroid  
20    differentiation (as measured by hemoglobin accumulation) than did AB. This was evident from the higher proportion of Hb-containing cells per the total cell population ( Figure 4) as well as the total Hb content of the cultures (Figure 5). The extent of differentiation of the treated cultures was directly related to the drug dose. The diluents, DMF and water, had no effect on cell growth, cell  
25    viability or differentiation.

## WHAT IS CLAIMED IS:

- 1           1.       A method of treating, preventing or ameliorating cancer or  
2 other proliferative disorder in a patient which comprises administering to the  
3 patient an amount of a compound effective to treat, prevent or ameliorate the  
4 cancer or the disorder, wherein said compound is represented by the formula:



9       wherein A is



15       and wherein

16               R is C<sub>1</sub> - C<sub>10</sub> alkyl, C<sub>2</sub>-C<sub>10</sub> alkenyl or C<sub>2</sub>-C<sub>10</sub> alkynyl, each optionally  
17 substituted with at least one amino, acylamino, halo, trifluoromethyl, hydroxy,  
18 alkoxy, alkyl, carbonyl, aryl, heteroaryl group, or combination thereof;

19               R<sup>1</sup> and R<sup>2</sup> are each independently H or C<sub>1</sub>-C<sub>6</sub> alkyl, C<sub>2</sub>-C<sub>6</sub> alkenyl or C<sub>2</sub>-  
20 C<sub>6</sub> alkynyl wherein the alkyl, alkenyl or alkynyl group or combination thereof  
21 is optionally substituted with halo or alkoxy;

22               Z is oxygen or sulfur,  
23 with the proviso that when Z is oxygen

24               X is R<sup>4</sup> or OR<sup>5</sup>, and

25               R<sup>3</sup> and R<sup>5</sup> are both H or each is independently C<sub>1</sub>-C<sub>6</sub> alkyl, alkenyl,  
26 alkylnyl, aralkyl, aryl, heteroaryl or heteroaralkyl;

27               R<sup>4</sup> is C<sub>1</sub>-C<sub>6</sub> alkyl, alkenyl, alkynyl, aralkyl, aryl, heteroaryl or  
28 heteroaralkyl;

29 and when Z is sulfur  
30 X is A, R<sup>4</sup> or OR<sup>5</sup> wherein  
31 R<sup>3</sup> and R<sup>5</sup> each is independently H, C<sub>1</sub>-C<sub>6</sub> alkyl, alkenyl, alkynyl, aryl,  
32 aralkyl, heteroaryl or heteroaralkyl;  
33 R<sup>4</sup> is C<sub>1</sub>-C<sub>6</sub> alkyl, alkenyl, alkynyl, aryl, aralkyl, heteroaryl or  
34 heteroaralkyl;  
35 or both X and OR<sup>3</sup> are A.

1 2. The method of Claim 1, wherein Z is oxygen.

1 3. The method of claim 1 wherein Z is sulfur.

1 4. The method of claim 1 wherein R is propyl.

1 5. The method of claim 1 wherein R is C<sub>3</sub> to C<sub>5</sub> alkyl or alkenyl  
2 optionally substituted with halo, alkyl, aryl or heteroaryl.

1 6. The method of claim 1 wherein R<sup>1</sup> is H or alkyl and R<sup>2</sup> is H.

1 7. The method of claim 1 wherein R<sup>1</sup> and R<sup>2</sup> are each H.

1 8. The method of Claim 1 wherein said compound is  
2 butyroyloxymethyl diethyl phosphate, 1-(1-butyroyloxy) ethyl diethyl  
3 phosphate, mono(butyroyloxymethyl) phosphate or 1{1-(4-phenylbut-  
4 yroyloxy)ethyl} diethyl phosphate.

1 9. The method of any one of claims 1 to 8 wherein the disorder is  
2 leukemia, squamous cell carcinoma, prostate carcinoma, breast carcinoma,  
3 colon carcinoma, pancreatic carcinoma, lung carcinoma, renal carcinoma,  
4 neuroblastoma or melanoma.

1           10.    The method of any one of claims 1 to 8 wherein said compound  
2 is administered orally, parenterally, transdermally, transmucosally,  
3 intranasally, rectally or topically.

1           11.    The method of any one of Claims 1 to 8, wherein said effective  
2 amount is an amount effective to inhibit histone deacetylase in the patient.

1           12.    A method of differentiating or blocking proliferation of cancerous  
2 or neoplastic cells comprising administering to said cells a compound  
3 represented by the formula:



9           wherein A is



15           and wherein

16           R is C<sub>1</sub> - C<sub>10</sub> alkyl, C<sub>2</sub>-C<sub>10</sub> alkenyl or C<sub>2</sub>-C<sub>10</sub> alkynyl, each optionally  
17 substituted with at least one amino, acylamino, halo, trifluoromethyl, hydroxy,  
18 alkoxy, alkyl, carbonyl, aryl, heteroaryl, substituted heteroaryl group or  
19 combination thereof;

20           R<sup>1</sup> and R<sup>2</sup> are each independently H or C<sub>1</sub>-C<sub>6</sub> alkyl, C<sub>2</sub>-C<sub>6</sub> alkenyl or C<sub>2</sub>-  
21 C<sub>6</sub> alkynyl wherein the alkyl, alkenyl or alkynyl group or combination thereof  
22 is optionally substituted with halo or alkoxy;

23           Z is oxygen or sulfur,  
24 with the proviso that when Z is oxygen

25           X is R<sup>4</sup> or OR<sup>5</sup>, and



26 R<sup>3</sup> and R<sup>5</sup> are both H or each is independently C<sub>1</sub>-C<sub>6</sub> alkyl, alkenyl,  
27 alkynyl, aralkyl, aryl, heteroaryl or heteroaralkyl;

28 R<sup>4</sup> is C<sub>1</sub>-C<sub>6</sub> alkyl, alkenyl, alkynyl, aralkyl, aryl, heteroaryl or  
29 heteroaralkyl;

30 and when Z is sulfur

31 X is A, R<sup>4</sup> or OR<sup>5</sup> wherein

32 R<sup>3</sup> and R<sup>5</sup> each is independently H, C<sub>1</sub>-C<sub>6</sub> alkyl, alkenyl, alkynyl, aryl,  
33 aralkyl, heteroaryl or heteroaralkyl;

34 R<sup>4</sup> is C<sub>1</sub>-C<sub>6</sub> alkyl, alkenyl, alkynyl, aryl, aralkyl, heteroaryl or  
35 heteroaralkyl;

36 or both X and OR<sup>3</sup> are A.

37 in an amount effective to cause differentiation of or to block proliferation of  
38 cancerous or neoplastic cells.

1 13. The method of Claim 12 wherein Z is oxygen.

1 14. The method of claim 12 wherein Z is sulfur.

1 15. The method of claim 12 wherein R is propyl.

1 16 The method of claim 12 wherein R is C<sub>3</sub> to C<sub>5</sub> alkyl or alkenyl  
2 optionally substituted with halo, alkyl, aryl or heteroaryl.

1 17. The method of claim 12 wherein R<sup>1</sup> is H or alkyl and R<sup>2</sup> is H.

1 18. The method of claim 12 wherein R<sup>1</sup> and R<sup>2</sup> are each H.

1 19. The method of Claim 12 wherein said compound is  
2 butyroyloxymethyl diethyl phosphate, 1-(1-butyroyloxy)ethyl diethyl

1 phosphate, mono(butyroyloxymethyl) phosphate or 1{1-(4-  
2 phenylbutyroyloxy)ethyl} diethyl phosphate.

1 20. The method of any one of Claims 12-19 wherein the compound  
2 is administered to said cells *in vivo*.

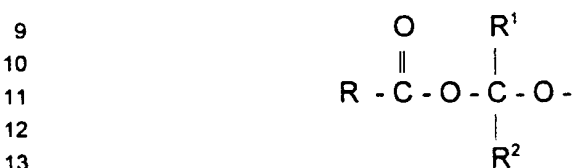
1 21. The method of any one of Claims 12-19 wherein the compound  
2 is administered to said cells *in vitro*.

1 22. The method of any one of Claims 12-19 wherein said compound  
2 is administered orally, parenterally, transdermally, transmucosally,  
3 intranasally, rectally or topically.

1 23. A method of increasing hemoglobin content in the blood of a  
2 patient which comprises administering to the patient a therapeutically-effective  
3 amount of a compound represented by the formula:



8 wherein A is



14 and wherein

15 R is C<sub>1</sub> - C<sub>10</sub> alkyl, C<sub>2</sub>-C<sub>10</sub> alkenyl or C<sub>2</sub>-C<sub>10</sub> alkynyl, each optionally  
16 substituted with at least one amino, acylamino, halo, trifluoromethyl, hydroxy,  
17 alkoxy, alkyl, carbonyl, aryl, heteroaryl, substituted heteroaryl group or  
18 combination thereof;

19 R<sup>1</sup> and R<sup>2</sup> are each independently H or C<sub>1</sub>-C<sub>6</sub> alkyl, C<sub>2</sub>-C<sub>6</sub> alkenyl or C<sub>2</sub>-  
20 C<sub>6</sub> alkynyl wherein the alkyl, alkenyl or alkynyl group or combination thereof  
21 is optionally substituted with halo or alkoxy;

22 Z is oxygen or sulfur,  
23 with the proviso that when Z is oxygen

24 X is R<sup>4</sup> or OR<sup>5</sup>, and

25 R<sup>3</sup> and R<sup>5</sup> are both H or each is independently C<sub>1</sub>-C<sub>6</sub> alkyl, alkenyl,  
26 alkynyl, aralkyl, aryl, heteroaryl or heteroaralkyl;

27 R<sup>4</sup> is C<sub>1</sub>-C<sub>6</sub> alkyl, alkenyl, alkynyl, aralkyl, aryl, heteroaryl or  
28 heteroaralkyl;

29 and when Z is sulfur

30 X is A, R<sup>4</sup> or OR<sup>5</sup> wherein

31 R<sup>3</sup> and R<sup>5</sup> each is independently H, C<sub>1</sub>-C<sub>6</sub> alkyl, alkenyl, alkynyl, aryl,  
32 aralkyl, heteroaryl or heteroaralkyl;

33 R<sup>4</sup> is C<sub>1</sub>-C<sub>6</sub> alkyl, alkenyl, alkynyl, aryl, aralkyl, heteroaryl or  
34 heteroaralkyl;

35 or both X and OR<sup>3</sup> are A;

36 in an amount effective to cause differentiation of or to block proliferation of  
37 cancerous or neoplastic cells.

1 24. The method of Claim 23 wherein Z is oxygen.

1 25. The method of claim 23 wherein Z is sulfur.

1 26. The method of claim 23 wherein R is propyl.

1 27. The method of claim 23 wherein R is C<sub>3</sub> to C<sub>5</sub> alkyl or alkenyl  
2 optionally substituted with halo, alkyl, aryl or heteroaryl.

1 28. The method of claim 23 wherein R<sup>1</sup> is H or alkyl and R<sup>2</sup> is H.

1           29.    The method of claim 23 wherein R<sup>1</sup> and R<sup>2</sup> are each H.

1           30.    The method of Claim 23 wherein said compound is  
2 butyroyloxymethyl diethyl phosphate, 1-(1-butyroyloxy)ethyl diethyl  
3 phosphate, mono(butyroyloxymethyl) phosphate or 1{1-(4-  
4 phenylbutyroyloxy)ethyl} diethyl phosphate.

1           31.    The method of any one of Claims 23-30 wherein said  
2 hemoglobin is fetal hemoglobin.

1           32.    The method of any one of Claims 23-30 wherein said  
2 compound is administered orally or parenterally.

1           33.    A method of treating a blood disorder in a patient which  
2 comprises administering to the patient a therapeutically-effective amount of a  
3 compound represented by the formula:



8    wherein A is



14   and wherein

15           R is C<sub>1</sub> - C<sub>10</sub> alkyl, C<sub>2</sub>-C<sub>10</sub> alkenyl or C<sub>2</sub>-C<sub>10</sub> alkynyl, each optionally  
16 substituted with at least one amino, acylamino, halo, trifluoromethyl, hydroxy,  
17 alkoxy, alkyl, carbonyl, aryl, heteroaryl, substituted heteroaryl group or  
18 combination thereof;

19 R<sup>1</sup> and R<sup>2</sup> are each independently H or C<sub>1</sub>-C<sub>6</sub> alkyl, C<sub>2</sub>-C<sub>6</sub> alkenyl or C<sub>2</sub>-  
20 C<sub>6</sub> alkynyl wherein the alkyl, alkenyl or alkynyl group or combination thereof  
21 is optionally substituted with halo or alkoxy;

22 Z is oxygen or sulfur,  
23 with the proviso that when Z is oxygen

24 X is R<sup>4</sup> or OR<sup>5</sup>, and

25 R<sup>3</sup> and R<sup>5</sup> are both H or each is independently C<sub>1</sub>-C<sub>6</sub> alkyl, alkenyl,  
26 alkynyl, aralkyl, aryl, heteroaryl or heteroaralkyl;

27 R<sup>4</sup> is C<sub>1</sub>-C<sub>6</sub> alkyl, alkenyl, alkynyl, aralkyl, aryl, heteroaryl or  
28 heteroaralkyl;

29 and when Z is sulfur

30 X is A, R<sup>4</sup> or OR<sup>5</sup> wherein

31 R<sup>3</sup> and R<sup>5</sup> each is independently H, C<sub>1</sub>-C<sub>6</sub> alkyl, alkenyl, alkynyl, aryl,  
32 aralkyl, heteroaryl or heteroaralkyl;

33 R<sup>4</sup> is C<sub>1</sub>-C<sub>6</sub> alkyl, alkenyl, alkynyl, aryl, aralkyl, heteroaryl or  
34 heteroaralkyl;

35 or both X and OR<sup>3</sup> are A.

1 34. The method of Claim 33 wherein Z is oxygen.

1 35. The method of claim 33 wherein Z is sulfur.

1 36. The method of claim 33 wherein R is propyl.

1 37. The method of claim 33 wherein R is C<sub>3</sub> to C<sub>5</sub> alkyl or alkenyl  
2 optionally substituted with halo, alkyl, aryl or heteroaryl.

1 38. The method of claim 33 wherein R<sup>1</sup> is H or alkyl and R<sup>2</sup> is H.

1           39.    The method of claim 33 wherein R<sup>1</sup> and R<sup>2</sup> are each H.

1           40.    The method of Claim 33 wherein said compound is  
2 butyroyloxymethyl diethyl phosphate, 1-(1-butyroyloxy)ethyl diethyl  
3 phosphate, mono(butyroyloxymethyl) phosphate or 1{1-(4-  
4 phenylbutyroyloxy)ethyl} diethyl phosphate.

1           41.    The method of any one of Claims 33-40 wherein treating said  
2 blood disorder comprises increasing the hemoglobin content in cells of said  
3 patient.

1           42.    The method of any one of Claims 33-40 wherein said disorder is  
2 selected from the group consisting of thalassemias, sickle cell anemias,  
3 infectious anemias, aplastic anemias, hypoplastic and hypoproliferative  
4 anemias, sideroblastic anemias, myelophthisic anemias, antibody-mediated  
5 anemias, anemias due to chronic diseases and enzyme-deficiencies, and  
6 anemias due to blood loss, radiation therapy and chemotherapy.

1           43.    The method of any one of Claims 33-40 wherein said compound  
2 is administered orally or parenterally.

1           44.    A method of modulating an immune response in a host which  
2 comprises administering to the host an amount of a compound represented  
3 by the formula:



8           wherein A is



14 and wherein

15 R is C<sub>1</sub> - C<sub>10</sub> alkyl, C<sub>2</sub>-C<sub>10</sub> alkenyl or C<sub>2</sub>-C<sub>10</sub> alkynyl, each  
16 optionally substituted with at least one amino, acylamino, halo, trifluoromethyl,  
17 hydroxy, alkoxy, alkyl, carbonyl, aryl, heteroaryl, substituted heteroaryl group  
18 or combination thereof;

19 R<sup>1</sup> and R<sup>2</sup> are each independently H or C<sub>1</sub>-C<sub>6</sub> alkyl, C<sub>2</sub>-C<sub>6</sub> alkenyl or C<sub>2</sub>-  
20 C<sub>6</sub> alkynyl wherein the alkyl, alkenyl or alkynyl group or combination thereof  
21 is optionally substituted with halo or alkoxy;

22 Z is oxygen or sulfur,  
23 with the proviso that when Z is oxygen

24 X is R<sup>4</sup> or OR<sup>5</sup>, and

25 R<sup>3</sup> and R<sup>5</sup> are both H or each is independently C<sub>1</sub>-C<sub>6</sub> alkyl, alkenyl,  
26 alkynyl, aralkyl, aryl, heteroaryl or heteroaralkyl;

27 R<sup>4</sup> is C<sub>1</sub>-C<sub>6</sub> alkyl, alkenyl, alkynyl, aralkyl, aryl, heteroaryl or  
28 heteroaralkyl;

29 and when Z is sulfur

30 X is A, R<sup>4</sup> or OR<sup>5</sup> wherein

31 R<sup>3</sup> and R<sup>5</sup> each is independently H, C<sub>1</sub>-C<sub>6</sub> alkyl, alkenyl, alkynyl, aryl,  
32 aralkyl, heteroaryl or heteroaralkyl;

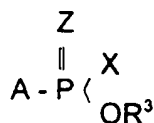
33 R<sup>4</sup> is C<sub>1</sub>-C<sub>6</sub> alkyl, alkenyl, alkynyl, aryl, aralkyl, heteroaryl or  
34 heteroaralkyl;

35 or both X and OR<sup>3</sup> are A.

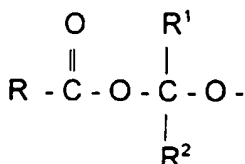
1 45. The method of Claim 44 wherein Z is oxygen.

- 1           46.    The method of claim 44 wherein Z is sulfur.
- 1           47.    The method of claim 44 wherein R is propyl.
- 1           48.    The method of claim 44 wherein R is C<sub>3</sub> to C<sub>5</sub> alkyl or alkenyl  
2 optionally substituted with halo, alkyl, aryl or heteroaryl.
- 1           49.    The method of claim 44 wherein R<sup>1</sup> is H or alkyl and R<sup>2</sup> is H.
- 1           50.    The method of claim 44 wherein R<sup>1</sup> and R<sup>2</sup> are each H.
- 1           51.    The method of Claim 44 wherein said compound is  
2 butyroyloxymethyl diethyl phosphate, 1-(1-butyroyloxy)ethyl diethyl  
3 phosphate, mono(butyroyloxymethyl) phosphate or 1{1-(4-  
4 phenylbutyroyloxy)ethyl} diethyl phosphate.
- 1           52.    The method of any one of Claims 44-51 wherein modulation of  
2 the immune response is enhancement of cytokine secretion, inhibition of  
3 delaying apoptosis in polymorphonuclear cells, enhancement of  
4 polymorphonuclear cell function by augmenting hematopoietic growth factor  
5 secretion, induction of expression of cell surface antigens in tumor cells,  
6 enhancement of progenitor cell recovery after bone marrow transplantation or  
7 a combination thereof.
- 1           53.    The method of any one of Claims 44-51 wherein said  
2 compound is administered orally, parenterally, transdermally, transmucosally,  
3 intranasally, rectally or topically.
- 1           54.    A method for enhancing the action of a pharmaceutical agent  
2 useful for the treatment of cancer or other proliferative disorder, comprising  
3 co-administering to a patient a therapeutically-effective amount of a  
4 compound represented by the formula:



5  
6  
8

9 wherein A is

10  
11  
12  
13  
14

15 and wherein

16 R is C<sub>1</sub> - C<sub>10</sub> alkyl, C<sub>2</sub>-C<sub>10</sub> alkenyl or C<sub>2</sub>-C<sub>10</sub> alkynyl, each  
 17 optionally substituted with at least one amino, acylamino, halo, trifluoromethyl,  
 18 hydroxy, alkoxy, alkyl, carbonyl, aryl, heteroaryl, substituted heteroaryl group  
 19 or combination thereof;

20 R<sup>1</sup> and R<sup>2</sup> are each independently H or C<sub>1</sub>-C<sub>6</sub> alkyl, C<sub>2</sub>-C<sub>6</sub> alkenyl or C<sub>2</sub>-  
 21 C<sub>6</sub> alkynyl wherein the alkyl, alkenyl or alkynyl group or combination thereof  
 22 is optionally substituted with halo or alkoxy;

23 Z is oxygen or sulfur,  
 24 with the proviso that when Z is oxygen  
 25 with the proviso that when Z is oxygen

26 X is R<sup>4</sup> or OR<sup>5</sup>, and

27 R<sup>3</sup> and R<sup>5</sup> are both H or each is independently C<sub>1</sub>-C<sub>6</sub> alkyl, alkenyl,  
 28 alkynyl, aralkyl, aryl, heteroaryl or heteroaralkyl;

29 R<sup>4</sup> is C<sub>1</sub>-C<sub>6</sub> alkyl, alkenyl, alkynyl, aralkyl, aryl, heteroaryl or  
 30 heteroaralkyl;

31 and when Z is sulfur

32 X is A, R<sup>4</sup> or OR<sup>5</sup> wherein

33 R<sup>3</sup> and R<sup>5</sup> each is independently H, C<sub>1</sub>-C<sub>6</sub> alkyl, alkenyl, alkynyl, aryl,  
 34 aralkyl, heteroaryl or heteroaralkyl;

35 R<sup>4</sup> is C<sub>1</sub>-C<sub>6</sub> alkyl, alkenyl, alkynyl, aryl, aralkyl, heteroaryl or  
36 heteroaralkyl;  
37 or both X and OR<sup>3</sup> are A;  
38 and a therapeutically-effective amount of said pharmaceutical agent,  
39 wherein said pharmaceutical agent is selected from the group consisting of a  
40 cytokine, an interleukin, anti-cancer agent or anti-neoplastic agent, a  
41 chemotherapeutic agent, an antibody, a conjugated antibody, an immune  
42 stimulant, antibiotic, a hormone antagonist or growth stimulant.

1 55. The method of Claim 54 wherein Z is oxygen.

1 56. The method of claim 54 wherein Z is sulfur.

1 57. The method of claim 54 wherein R is propyl.

1 58. The method of claim 54 wherein R is C<sub>3</sub> to C<sub>5</sub> alkyl or alkenyl  
2 optionally substituted with halo, alkyl, aryl or heteroaryl.

1 59. The method of claim 54 wherein R<sup>1</sup> is H or alkyl and R<sup>2</sup> is H.

1 60. The method of claim 54 wherein R<sup>1</sup> and R<sup>2</sup> are each H.

1 61. The method of Claim 54 wherein said compound is  
2 butyroyloxymethyl diethyl phosphate, 1-(1-butyroyloxy)ethyl diethyl  
3 phosphate, mono(butyroyloxymethyl) phosphate or 1{1-(4-  
4 phenylbutyroyloxy)ethyl} diethyl phosphate.

1 62. The method of any one of claims 54-61 wherein the  
2 pharmaceutical agent is an antibiotic.

1 63. The method of any one of claims 54-61 wherein the antibiotic is  
2 selected from the group consisting of ganciclovir, acyclovir, and famciclovir.

1           64.    The method of any one of claims 54-61 wherein the  
2    pharmaceutical agent is a chemotherapeutic agent.

1           65.    The method of claim 64 wherein the pharmaceutical agent is a  
2    chemotherapeutic agent selected from the group consisting of an alkylating  
3    agent, a purine analog, pyrimidine analog, vinca alkaloid, vinca-like alkaloid,  
4    an etoposide, etoposide-like drug, a corticosteroid, nitrosourea, an  
5    antimetabolite, a platinum-based cytotoxic drug, a hormonal antagonist, an  
6    anti-androgen and anti-estrogen.

1           66.    The method of Claim 65 wherein the chemotherapeutic agent is  
2    selected from the group consisting of tamoxifen, doxorubicin, l-asparaginase,  
3    dacarbazine, amsacrine, procarbazine, hexamethylmelamine, mitoxantrone  
4    and gemcitabine.

1           67.    The method of claim 65 wherein said chemotherapeutic agent is  
2    interferon.

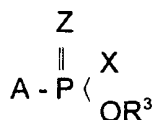
3           68.    The method of any one of claims 54-61 wherein the  
4    pharmaceutical agent is an immune stimulant.

1           69.    The method of claim 68 wherein the immune stimulant is  
2    *Corynebacterium parvum* or a sarcolectin.

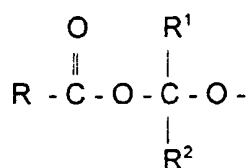
1           70.    The method of claim 64 wherein the chemotherapeutic agent is  
2    selected from the group consisting of tamoxifen, doxorubicin, l-asparaginase,  
3    dacarbazine, amsacrine, procarbazine, hexamethylmelamine, mitoxantrone  
4    and gemcitabine.

1           71.    The method of any one of Claims 54 to 61 wherein said  
2    compound is administered orally, parenterally, transdermally, transmucosally,  
3    intranasally, rectally or topically.

1           72. A method of ameliorating the effects of a cytotoxic agent in a  
 2 mammalian patient which comprises administering to the patient a  
 3 therapeutically-effective amount of said cytotoxic agent and a compound  
 4 represented by the formula:



5  
 6  
 7  
 8  
 9 wherein A is



10  
 11  
 12  
 13  
 14  
 15 and wherein

16           R is C<sub>1</sub> - C<sub>10</sub> alkyl, C<sub>2</sub>-C<sub>10</sub> alkenyl or C<sub>2</sub>-C<sub>10</sub> alkynyl, each optionally  
 17 substituted with at least one amino, acylamino, halo, trifluoromethyl, hydroxy,  
 18 alkoxy, alkyl, carbonyl, aryl, heteroaryl, substituted heteroaryl group or  
 19 combination thereof;

20           R<sup>1</sup> and R<sup>2</sup> are each independently H or C<sub>1</sub>-C<sub>6</sub> alkyl, C<sub>2</sub>-C<sub>6</sub> branched or  
 21 straight chain alkenyl or C<sub>2</sub>-C<sub>6</sub> branched or straight chain alkynyl wherein the  
 22 alkyl, alkenyl or alkynyl group or combination thereof is optionally substituted  
 23 with halo or alkoxy;

24           Z is oxygen or sulfur,  
 25 with the proviso that when Z is oxygen

26           X is R<sup>4</sup> or OR<sup>5</sup>, and

27           R<sup>3</sup> and R<sup>5</sup> are both H or each is independently C<sub>1</sub>-C<sub>6</sub> alkyl, alkenyl,  
 28 alkynyl, aralkyl, aryl, heteroaryl or heteroaralkyl;

29           R<sup>4</sup> is C<sub>1</sub>-C<sub>6</sub> alkyl, alkenyl, alkynyl, aralkyl, aryl, heteroaryl or  
 30 heteroaralkyl;

31 and when Z is sulfur

32 X is A, R<sup>4</sup> or OR<sup>5</sup> wherein  
33 R<sup>3</sup> and R<sup>5</sup> each is independently H, C<sub>1</sub>-C<sub>6</sub> alkyl, alkenyl, alkynyl, aryl,  
34 aralkyl, heteroaryl or heteroaralkyl;  
35 R<sup>4</sup> is C<sub>1</sub>-C<sub>6</sub> alkyl, alkenyl, alkynyl, aryl, aralkyl, heteroaryl or  
36 heteroaralkyl;  
37 or both X and OR<sup>3</sup> are A;  
38 for a time and in an amount to induce growth arrest of rapidly-proliferating  
39 epithelial cells or bone marrow stem cells of said patient and thereby  
40 protecting said cells from cytotoxic effects of said agent.

1 73. The method of Claim 72 wherein Z is oxygen.

1 74. The method of claim 72 wherein Z is sulfur.

1 75. The method of claim 72 wherein R is propyl.

1 76. The method of claim 72 wherein R is C<sub>3</sub> to C<sub>5</sub> alkyl or alkenyl  
2 optionally substituted with halo, alkyl, aryl or heteroaryl.

1 77. The method of claim 72 wherein R<sup>1</sup> is H or alkyl and R<sup>2</sup> is H.

1 78. The method of claim 72 wherein R<sup>1</sup> and R<sup>2</sup> are each H.

1 79. The method of Claim 72 wherein said compound is  
2 butyroyloxymethyl diethyl phosphate, 1-(1-butyroyloxy)ethyl diethyl  
3 phosphate, mono(butyroyloxymethyl) phosphate or 1{1-(4-  
4 phenylbutyroyloxy)ethyl} diethyl phosphate.

1 80. The method of any one of claims 72-79 wherein the rapidly  
2 proliferating epithelial cells are in hair follicles, gastrointestinal tract or bladder  
3 of said patient.

1           81.    The method of any one of Claims 72-79 wherein said rapidly-  
2 proliferating epithelial cells are hair follicle cells or intestinal crypt cells of said  
3 patient.

1           82.    The method of any one of claims 72-79 wherein the cytotoxic  
2 agent and the compound are administered simultaneously.

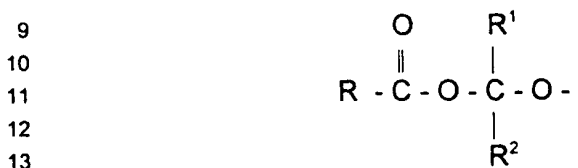
1           83.    The method of any one of Claimc 72-79 wherein the cytotoxic  
2 agent is administered prior to or after administration of the compound.

1           84.    The method of any one of claims 72-79 wherein the cytotoxic  
2 agent and compound are administered systemically or topically.

1           85.    A method of treating a gastrointestinal disorder which  
2 comprises administering to a patient a therapeutically-effective amount of a  
3 compound represented by the formula:



8           wherein A is



14           and wherein

15           R is C<sub>1</sub> - C<sub>10</sub> alkyl, C<sub>2</sub>-C<sub>10</sub> alkenyl or C<sub>2</sub>-C<sub>10</sub> alkynyl, each optionally  
16 substituted with at least one amino, acylamino, halo, trifluoromethyl, hydroxy,  
17 alkoxy, alkyl, carbonyl, aryl, heteroaryl, substituted heteroaryl group or  
18 combination thereof;

19 R<sup>1</sup> and R<sup>2</sup> are each independently H or C<sub>1</sub>-C<sub>6</sub> alkyl, C<sub>2</sub>-C<sub>6</sub> alkenyl or C<sub>2</sub>-  
20 C<sub>6</sub> alkynyl wherein the alkyl, alkenyl or alkynyl group or combination thereof  
21 is optionally substituted with halo or alkoxy;

22 Z is oxygen or sulfur,  
23 with the proviso that when Z is oxygen

24 X is R<sup>4</sup> or OR<sup>5</sup>, and

25 R<sup>3</sup> and R<sup>5</sup> are both H or each is independently C<sub>1</sub>-C<sub>6</sub> alkyl, alkenyl,  
26 alkynyl, aralkyl, aryl, heteroaryl or heteroaralkyl;

27 R<sup>4</sup> is C<sub>1</sub>-C<sub>6</sub> alkyl, alkenyl, alkynyl, aralkyl, aryl, heteroaryl or  
28 heteroaralkyl;

29 and when Z is sulfur

30 X is A, R<sup>4</sup> or OR<sup>5</sup> wherein

31 R<sup>3</sup> and R<sup>5</sup> each is independently H, C<sub>1</sub>-C<sub>6</sub> alkyl, alkenyl, alkynyl, aryl,  
32 aralkyl, heteroaryl or heteroaralkyl;

33 R<sup>4</sup> is C<sub>1</sub>-C<sub>6</sub> alkyl, alkenyl, alkynyl, aryl, aralkyl, heteroaryl or  
34 heteroaralkyl;

35 or both X and OR<sup>3</sup> are A.

1 86. The method of Claim 85 wherein Z is oxygen.

1 87. The method of claim 85 wherein Z is sulfur.

1 88. The method of claim 85 wherein R is propyl.

1 89. The method of claim 85 wherein R is C<sub>3</sub> to C<sub>5</sub> alkyl or alkenyl  
2 optionally substituted with halo, alkyl, aryl or heteroaryl.

1 90. The method of claim 85 wherein R<sup>1</sup> is H or alkyl and R<sup>2</sup> is H.

1 91. The method of claim 85 wherein R<sup>1</sup> and R<sup>2</sup> are each H.

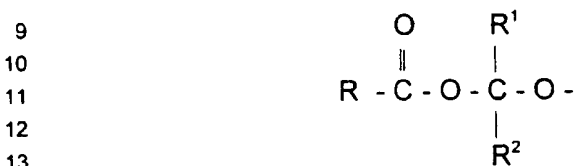
1           92. The method of Claim 85 wherein said compound is  
 2 butyroyloxymethyl diethyl phosphate, 1-(1-butyroyloxy)ethyl diethyl  
 3 phosphate, mono(butyroyloxymethyl) phosphate or 1{1-(4-  
 4 phenylbutyroyloxy)ethyl} diethyl phosphate.

1           93. The method of any one of Claims 85-92 wherein said compound  
 2 is administered orally, parenterally, transdermally, transmucosally,  
 3 intranasally, rectally or topically.

1           94. A method of treating cutaneous ulcers which comprises  
 2 administering to a patient a therapeutically-effective amount of a compound  
 3 represented by the formula:



8 wherein A is



14 and wherein

15           R is C<sub>1</sub> - C<sub>10</sub> alkyl, C<sub>2</sub>-C<sub>10</sub> alkenyl or C<sub>2</sub>-C<sub>10</sub> alkynyl, each optionally  
 16 substituted with at least one amino, acylamino, halo, trifluoromethyl, hydroxy,  
 17 alkoxy, alkyl, carbonyl, aryl, heteroaryl, substituted heteroaryl group or a  
 18 combination thereof;

19           R<sup>1</sup> and R<sup>2</sup> are each independently H or C<sub>1</sub>-C<sub>6</sub> alkyl, C<sub>2</sub>-C<sub>6</sub> alkenyl or C<sub>2</sub>-  
 20 C<sub>6</sub> alkynyl wherein the alkyl, alkenyl or alkynyl group or combination thereof  
 21 is optionally substituted with halo or alkoxy;




22 Z is oxygen or sulfur,  
 23 with the proviso that when Z is oxygen  
 24 X is R<sup>4</sup> or OR<sup>5</sup>, and  
 25 R<sup>3</sup> and R<sup>5</sup> are both H or each is independently C<sub>1</sub>-C<sub>6</sub> alkyl, alkenyl,  
 26 alkynyl, aralkyl, aryl, heteroaryl or heteroaralkyl;  
 27 R<sup>4</sup> is C<sub>1</sub>-C<sub>6</sub> alkyl, alkenyl, alkynyl, aralkyl, aryl, heteroaryl or  
 28 heteroaralkyl;

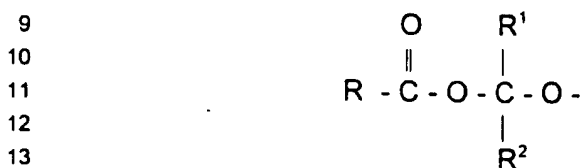
29 and when Z is sulfur  
 30 X is A, R<sup>4</sup> or OR<sup>5</sup> wherein  
 31 R<sup>3</sup> and R<sup>5</sup> each is independently H, C<sub>1</sub>-C<sub>6</sub> alkyl, alkenyl, alkynyl, aryl,  
 32 aralkyl, heteroaryl or heteroaralkyl;  
 33 R<sup>4</sup> is C<sub>1</sub>-C<sub>6</sub> alkyl, alkenyl, alkynyl, aryl, aralkyl, heteroaryl or  
 34 heteroaralkyl;  
 35 or both X and OR<sup>3</sup> are A.

1 95. The method of Claim 94 wherein said compound is administered  
 2 orally, parenterally, transdermally, transmucosally, intranasally, rectally or  
 3 topically.

1 96. A method of inducing wound healing which comprises  
 2 administering a therapeutically-effective amount of a compound represented  
 3 by the formula:



8 wherein A is



14 and wherein

15 R is C<sub>1</sub> - C<sub>10</sub> alkyl, C<sub>2</sub>-C<sub>10</sub> alkenyl or C<sub>2</sub>-C<sub>10</sub> alkynyl, each optionally  
16 substituted with at least one amino, acylamino, halo, trifluoromethyl, hydroxy,  
17 alkoxy, alkyl, carbonyl, aryl, heteroaryl, substituted heteroaryl group or  
18 combination thereof;

19 R<sup>1</sup> and R<sup>2</sup> are each independently H or C<sub>1</sub>-C<sub>6</sub> alkyl, C<sub>2</sub>-C<sub>6</sub> alkenyl or C<sub>2</sub>-  
20 C<sub>6</sub> alkynyl wherein the alkyl, alkenyl or alkynyl group or combination thereof  
21 is optionally substituted with halo or alkoxy;

22 Z is oxygen or sulfur,  
23 with the proviso that when Z is oxygen

24 X is R<sup>4</sup> or OR<sup>5</sup>, and

25 R<sup>3</sup> and R<sup>5</sup> are both H or each is independently C<sub>1</sub>-C<sub>6</sub> alkyl, alkenyl,  
26 alkynyl, aralkyl, aryl, heteroaryl or heteroaralkyl;

27 R<sup>4</sup> is C<sub>1</sub>-C<sub>6</sub> alkyl, alkenyl, alkynyl, aralkyl, aryl, heteroaryl or  
28 heteroaralkyl;

29 and when Z is sulfur

30 X is A, R<sup>4</sup> or OR<sup>5</sup> wherein

31 R<sup>3</sup> and R<sup>5</sup> each is independently H, C<sub>1</sub>-C<sub>6</sub> alkyl, alkenyl, alkynyl, aryl,  
32 aralkyl, heteroaryl or heteroaralkyl;

33 R<sup>4</sup> is C<sub>1</sub>-C<sub>6</sub> alkyl, alkenyl, alkynyl, aryl, aralkyl, heteroaryl or  
34 heteroaralkyl;

35 or both X and OR<sup>3</sup> are A.

1 97. The method of Claim 96 wherein Z is oxygen.

1 98. The method of claim 96 wherein Z is sulfur.

1 99. The method of claim 96 wherein R is propyl.

1           100. The method of claim 96 wherein R is C<sub>3</sub> to C<sub>5</sub> alkyl or alkenyl  
2 optionally substituted with halo, alkyl, aryl or heteroaryl.

1           101. The method of claim 96 wherein R<sup>1</sup> is H or alkyl and R<sup>2</sup> is H.

1           102. The method of claim 96 wherein R<sup>1</sup> and R<sup>2</sup> are each H.

1           103. The method of Claim 96 wherein said compound is  
2 butyroyloxymethyl diethyl phosphate, 1-(1-butyroyloxy)ethyl diethyl  
3 phosphate, di(butyroyloxymethyl) ethyl phosphate, di{1-(1-butyroyloxy)ethyl}  
4 ethyl phosphate, mono(butyroyloxymethyl) phosphate or 1{1-(4-  
5 phenylbutyroyloxy)ethyl} diethyl phosphate.

1           104. The method of any one of Claims 96-103 wherein said  
2 compound is administered orally, parenterally, transdermally, transmucosally,  
3 intrasally, rectally or topically.

1           105. A method of enhancing recombinant gene expression which  
2 comprises treating a recombinant host cell containing an expression system  
3 for a gene product of interest with an expression-enhancing amount of a  
4 compound represented by the formula:



9 wherein A is



15 and wherein

16 R is C<sub>1</sub> - C<sub>10</sub> alkyl, C<sub>2</sub>-C<sub>10</sub> alkenyl or C<sub>2</sub>-C<sub>10</sub> alkynyl, each optionally  
17 substituted with at least one amino, acylamino, halo, trifluoromethyl, hydroxy,  
18 alkoxy, alkyl, carbonyl, aryl, heteroaryl, substituted heteroaryl group or  
19 combination thereof;

20 R<sup>1</sup> and R<sup>2</sup> are each independently H or C<sub>1</sub>-C<sub>6</sub> alkyl, C<sub>2</sub>-C<sub>6</sub> alkenyl or C<sub>2</sub>-  
21 C<sub>6</sub> alkynyl wherein the alkyl, alkenyl or alkynyl group or combination thereof  
22 is optionally substituted with halo or alkoxy;

23 Z is oxygen or sulfur,  
24 with the proviso that when Z is oxygen

25 X is R<sup>4</sup> or OR<sup>5</sup>, and

26 R<sup>3</sup> and R<sup>5</sup> are both H or each is independently C<sub>1</sub>-C<sub>6</sub> alkyl, alkenyl,  
27 alkynyl, aralkyl, aryl, heteroaryl or heteroaralkyl;

28 R<sup>4</sup> is C<sub>1</sub>-C<sub>6</sub> alkyl, alkenyl, alkynyl, aralkyl, aryl, heteroaryl or  
29 heteroaralkyl;

30 and when Z is sulfur

31 X is A, R<sup>4</sup> or OR<sup>5</sup> wherein

32 R<sup>3</sup> and R<sup>5</sup> each is independently H, C<sub>1</sub>-C<sub>6</sub> alkyl, alkenyl, alkynyl, aryl,  
33 aralkyl, heteroaryl or heteroaralkyl;

34 R<sup>4</sup> is C<sub>1</sub>-C<sub>6</sub> alkyl, alkenyl, alkynyl, aryl, aralkyl, heteroaryl or  
35 heteroaralkyl;

36 or both X and OR<sup>3</sup> are A.

1 106. The method of Claim 105 wherein Z is oxygen.

1 107. The method of claim 105 wherein Z is sulfur.

1 108. The method of claim 105 wherein R is propyl.

1 109. The method of claim 105 wherein R is C<sub>3</sub> to C<sub>5</sub> alkyl or alkenyl  
2 optionally substituted with halo, alkyl, aryl or heteroaryl.

1 110. The method of claim 105 wherein R<sup>1</sup> is H or alkyl and R<sup>2</sup> is H.

1 111. The method of claim 105 wherein R<sup>1</sup> and R<sup>2</sup> are each H.

1 112. The method of Claim 105 wherein said compound is  
2 butyroyloxymethyl diethyl phosphate, 1-(1-butyroyloxy)ethyl diethyl  
3 phosphate, mono(butyroyloxymethyl) phosphate or 1{1-(4-  
4 phenylbutyroyloxy)ethyl} diethyl phosphate.

1 113. The method of any one of Claims 105 to 112 wherein said gene  
2 product is encoded by a butyric acid-responsive gene.

1 114. The method of any one of Claims 105 to 112 wherein said host  
2 cell is a mammalian cell, an insect cell, a yeast cell or a bacterial cell.

1 115. The method of any one of Claims 105 to 112 wherein said gene  
2 product is a tumor suppressor gene or fetal hemoglobin.

1 116. The method of any one of Claims 105 to 112 wherein said gene  
2 product is encoded by a butyric acid-responsive gene.

1 117. A method of treating, preventing or ameliorating symptoms in an  
2 insulin-dependent patient which comprises administering to the patient an  
3 amount of a compound of represented by the formula:



8 wherein A is



14 and wherein

15 R is C<sub>1</sub> - C<sub>10</sub> alkyl, C<sub>2</sub>-C<sub>10</sub> alkenyl or C<sub>2</sub>-C<sub>10</sub> alkynyl, each optionally  
16 substituted with at least one amino, acylamino, halo, trifluoromethyl, hydroxy,  
17 alkoxy, alkyl, carbonyl, aryl, heteroaryl, substituted heteroaryl group or  
18 combination thereof;

19 R<sup>1</sup> and R<sup>2</sup> are each independently H or C<sub>1</sub>-C<sub>6</sub> alkyl, C<sub>2</sub>-C<sub>6</sub> alkenyl or C<sub>2</sub>-  
20 C<sub>6</sub> alkynyl wherein the alkyl, alkenyl or alkynyl group or combination thereof  
21 is optionally substituted with halo or alkoxy;

22 Z is oxygen or sulfur,  
23 with the proviso that when Z is oxygen

24 X is R<sup>4</sup> or OR<sup>5</sup>, and

25 R<sup>3</sup> and R<sup>5</sup> are both H or each is independently C<sub>1</sub>-C<sub>6</sub> alkyl, alkenyl,  
26 alkynyl, aralkyl, aryl, heteroaryl or heteroaralkyl;

27 R<sup>4</sup> is C<sub>1</sub>-C<sub>6</sub> alkyl, alkenyl, alkynyl, aralkyl, aryl, heteroaryl or  
28 heteroaralkyl;

29 and when Z is sulfur

30 X is A, R<sup>4</sup> or OR<sup>5</sup> wherein

31 R<sup>3</sup> and R<sup>5</sup> each is independently H, C<sub>1</sub>-C<sub>6</sub> alkyl, alkenyl, alkynyl, aryl,  
32 aralkyl, heteroaryl or heteroaralkyl;

33 R<sup>4</sup> is C<sub>1</sub>-C<sub>6</sub> alkyl, alkenyl, alkynyl, aryl, aralkyl, heteroaryl or  
34 heteroaralkyl;

35 or both X and OR<sup>3</sup> are A.

1 118. The method of Claim 117 wherein Z is oxygen.

1 119. The method of claim 117 wherein Z is sulfur.

1 120. The method of claim 117 wherein, R is propyl.

1 121. The method of claim 117 wherein R is C<sub>3</sub> to C<sub>5</sub> alkyl or alkenyl  
2 optionally substituted with halo, alkyl, aryl or heteroaryl.

1 122. The method of claim 117 wherein R<sup>1</sup> is H or alkyl and R<sup>2</sup> is H.

1 123. The method of claim 117 wherein R<sup>1</sup> and R<sup>2</sup> are each H.

1 124. The method of Claim 117 wherein said compound is  
2 butyroyloxymethyl diethyl phosphate, 1-(1-butyroyloxy)ethyl diethyl  
3 phosphate, mono(butyroyloxymethyl) phosphate or 1{1-(4-  
4 phenylbutyroyloxy)ethyl} diethyl phosphate.

1 125. The method of any one of Claims 117 to 124 wherein said  
2 compound is administered orally, parenterally, transdermally, transmucosally,  
3 intranasally, rectally or topically.

1 126. A method of treating, preventing or ameliorating symptoms in a  
2 cystic fibrosis patient which comprises administering to said patient an amount  
3 of a compound effective to enhance chloride channel expression wherein said  
4 compound is represented by the formula:



8  
9 wherein A is



15 and wherein

16 R is C<sub>1</sub> - C<sub>10</sub> alkyl, C<sub>2</sub>-C<sub>10</sub> alkenyl or C<sub>2</sub>-C<sub>10</sub> alkynyl, each optionally  
17 substituted with at least one amino, acylamino, halo, trifluoromethyl, hydroxy,  
18 alkoxy, alkyl, carbonyl, aryl, heteroaryl, substituted heteroaryl group or  
19 combination thereof;

20 R<sup>1</sup> and R<sup>2</sup> are each independently H or C<sub>1</sub>-C<sub>6</sub> alkyl, C<sub>2</sub>-C<sub>6</sub> alkenyl or C<sub>2</sub>-  
21 C<sub>6</sub> alkynyl wherein the alkyl, alkenyl or alkynyl group or combination thereof  
22 is optionally substituted with halo or alkoxy;

23 Z is oxygen or sulfur,  
24 with the proviso that when Z is oxygen

25 X is R<sup>4</sup> or OR<sup>5</sup>, and

26 R<sup>3</sup> and R<sup>5</sup> are both H or each is independently C<sub>1</sub>-C<sub>6</sub> alkyl, alkenyl,  
27 alkynyl, aralkyl, aryl, heteroaryl or heteroaralkyl;

28 R<sup>4</sup> is C<sub>1</sub>-C<sub>6</sub> alkyl, alkenyl, alkynyl, aralkyl, aryl, heteroaryl or  
29 heteroaralkyl;

30 and when Z is sulfur

31 X is A, R<sup>4</sup> or OR<sup>5</sup> wherein

32 R<sup>3</sup> and R<sup>5</sup> each is independently H, C<sub>1</sub>-C<sub>6</sub> alkyl, alkenyl, alkynyl, aryl,  
33 aralkyl, heteroaryl or heteroaralkyl;

34 R<sup>4</sup> is C<sub>1</sub>-C<sub>6</sub> alkyl, alkenyl, alkynyl, aryl, aralkyl, heteroaryl or  
35 heteroaralkyl;

36 or both X and OR<sup>3</sup> are A.

1 127. The method of Claim 126 wherein Z is oxygen.

1 128. The method of claim 126 wherein Z is sulfur.

1 129. The method of claim 126 wherein R is propyl.



1 130. The method of claim 126 wherein R is C<sub>3</sub> to C<sub>5</sub> alkyl or alkenyl  
2 optionally substituted with halo, alkyl, aryl or heteroaryl.


1 131. The method of claim 126 wherein R<sup>1</sup> is H or alkyl and R<sup>2</sup> is H.

1 132. The method of claim 126 wherein R<sup>1</sup> and R<sup>2</sup> are each H.


1 133. The method of Claim 126 wherein said compound is  
2 butyroyloxymethyl diethyl phosphate, 1-(1-butyroyloxy)ethyl diethyl  
3 phosphate, mono(butyroyloxymethyl) phosphate or 1{1-(4-  
4 phenylbutyroyloxy)ethyl} diethyl phosphate.

1 134. The method of any one of Claims 126 to 133 wherein said  
2 compound is administered orally, parenterally, transdermally, transmucosally,  
3 intranasally, rectally or topically.

1 135. A method of inhibiting telomerase activity in cancer cells which  
2 comprises administering to said cells an amount of a compound effective to  
3 decrease the basal level of telomerase activity in said cells and thereby inhibit  
4 malignant progression of said cells, wherein the compound is represented by  
5 the formula:



10 wherein A is



16 and wherein

17 R is C<sub>1</sub> - C<sub>10</sub> alkyl, C<sub>2</sub>-C<sub>10</sub> alkenyl or C<sub>2</sub>-C<sub>10</sub> alkynyl, each optionally  
18 substituted with at least one amino, acylamino, halo, trifluoromethyl, hydroxy,

19 alkoxy, alkyl, carbonyl, aryl, heteroaryl, substituted heteroaryl group or  
20 combination thereof;

21 R<sup>1</sup> and R<sup>2</sup> are each independently H or C<sub>1</sub>-C<sub>6</sub> alkyl, C<sub>2</sub>-C<sub>6</sub> alkenyl or C<sub>2</sub>-  
22 C<sub>6</sub> alkynyl wherein the alkyl, alkenyl or alkynyl group or combination thereof  
23 is optionally substituted with halo or alkoxy;

24 Z is oxygen or sulfur,  
25 with the proviso that when Z is oxygen

26 X is R<sup>4</sup> or OR<sup>5</sup>, and

27 R<sup>3</sup> and R<sup>5</sup> are both H or each is independently C<sub>1</sub>-C<sub>6</sub> alkyl, alkenyl,  
28 alkynyl, aralkyl, aryl, heteroaryl or heteroaralkyl;

29 R<sup>4</sup> is C<sub>1</sub>-C<sub>6</sub> alkyl, alkenyl, alkynyl, aralkyl, aryl, heteroaryl or  
30 heteroaralkyl;

31 and when Z is sulfur

32 X is A, R<sup>4</sup> or OR<sup>5</sup> wherein

33 R<sup>3</sup> and R<sup>5</sup> each is independently H, C<sub>1</sub>-C<sub>6</sub> alkyl, alkenyl, alkynyl, aryl,  
34 aralkyl, heteroaryl or heteroaralkyl;

35 R<sup>4</sup> is C<sub>1</sub>-C<sub>6</sub> alkyl, alkenyl, alkynyl, aryl, aralkyl, heteroaryl or  
36 heteroaralkyl;

37 or both X and OR<sup>3</sup> are A.

38 136. The method of Claim 135 wherein Z is oxygen.

1 137. The method of claim 135 wherein Z is sulfur.

1 138. The method of claim 135 wherein R is propyl.

1 139. The method of claim 135 wherein R is C<sub>3</sub> to C<sub>5</sub> alkyl or alkenyl  
2 optionally substituted with halo, alkyl, aryl or heteroaryl.

1 140. The method of claim 135 wherein R<sup>1</sup> is H or alkyl and R<sup>2</sup> is H.

1 141. The method of claim 135 wherein R<sup>1</sup> and R<sup>2</sup> are each H.

1 142. The method of Claim 135 wherein said compound is  
 2 butyroyloxymethyl diethyl phosphate, 1-(1-butyroyloxy)ethyl diethyl  
 3 phosphate, mono(butyroyloxymethyl) phosphate or 1{1-(4-  
 4 phenylbutyroyloxy)ethyl} diethyl phosphate.

1 143. The method of any one of Claims 135 to 142 wherein the  
 2 compound is administered to the cells *in vivo*.

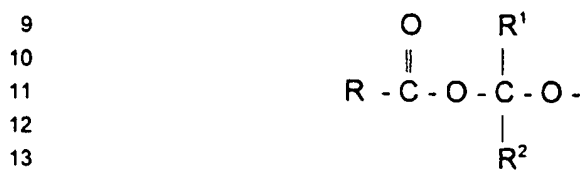
1 144. The method of Claim 143 wherein the compound is administered  
 2 to the patient orally, parenterally, transdermally, transmucosally, intranasally,  
 3 rectally or topically.

1 145. The method of any one of Claims 135 to 142 wherein the  
 2 compound is administered to the cells *in vitro*.

1 146. A method of treating, preventing or ameliorating virus-  
 2 associated tumors which comprises co-administering to a patient a  
 3 therapeutically-effective amount of a compound represented by the formula:



8 wherein A is



and wherein

15 R is C<sub>1</sub> - C<sub>10</sub> alkyl, C<sub>2</sub>-C<sub>10</sub> alkenyl or C<sub>2</sub>-C<sub>10</sub> alkynyl, at least one amino,  
16 acylamino, halo, trifluoromethyl, hydroxy, alkoxy, alkyl, carbonyl, aryl,  
17 heteroaryl, substituted heteroaryl group or combination thereof;

18 R<sup>1</sup> and R<sup>2</sup> are each independently H or C<sub>1</sub>-C<sub>6</sub> alkyl, C<sub>2</sub>-C<sub>6</sub> alkenyl or C<sub>2</sub>-  
19 C<sub>6</sub> alkynyl wherein the alkyl, alkenyl or alkynyl group or combination thereof  
20 is optionally substituted with halo or alkoxy;

21 Z is oxygen or sulfur,  
22 with the proviso that when Z is oxygen

23 X is R<sup>4</sup> or OR<sup>5</sup>, and

24 R<sup>3</sup> and R<sup>5</sup> are both H or each is independently C<sub>1</sub>-C<sub>6</sub> alkyl, alkenyl,  
25 alkynyl, aralkyl, aryl, heteroaryl or heteroaralkyl;

26 R<sup>4</sup> is C<sub>1</sub>-C<sub>6</sub> alkyl, alkenyl, alkynyl, aralkyl, aryl, heteroaryl or  
27 heteroaralkyl;

28 and when Z is sulfur

29 X is A, R<sup>4</sup> or OR<sup>5</sup> wherein

30 R<sup>3</sup> and R<sup>5</sup> each is independently H, C<sub>1</sub>-C<sub>6</sub> alkyl, alkenyl, alkynyl, aryl,  
31 aralkyl, heteroaryl or heteroaralkyl;

32 R<sup>4</sup> is C<sub>1</sub>-C<sub>6</sub> alkyl, alkenyl, alkynyl, aryl, aralkyl, heteroaryl or  
33 heteroaralkyl;

34 or both X and OR<sup>3</sup> are A;

35 and a therapeutically-effective amount of an antiviral agent.

1 147. The method of Claim 146 wherein Z is oxygen.

1 148. The method of claim 146 wherein Z is sulfur.

1 149. The method of claim 146 wherein R is propyl.

1 150. The method of claim 146 wherein R is C<sub>3</sub> to C<sub>5</sub> alkyl or alkenyl  
2 optionally substituted with halo, alkyl, aryl or heteroaryl.

1 151. The method of claim 146 wherein R<sup>1</sup> is H or alkyl and R<sup>2</sup> is H.

1 152. The method of claim 146 wherein R<sup>1</sup> and R<sup>2</sup> are each H.

1 153. The method of claim 146 wherein said compound is  
 2 butyroyloxymethyl diethyl phosphate, 1-(1-butyroyloxy)ethyl diethyl  
 3 phosphate, mono(butyroyloxymethyl) phosphate or 1{1-(4-  
 4 phenylbutyroyloxy)ethyl} diethyl phosphate.

1 154. The method of any one of Claims 146 to 153 wherein said  
 2 antiviral agent is ganciclovir, acyclovir, or famciclovir.

1 155. The method of any one of Claims 146 to 153 wherein said virus-  
 2 associated tumor is an EBV-associated malignancy, Kaposi's sarcoma, an  
 3 AIDS-related lymphoma, a hepatitis B-associated malignancy or a hepatitis C-  
 4 associated malignancy.

1 156. The method of any one of Claims 146 to 153 wherein said EBV-  
 2 associated malignancy is nasopharyngeal carcinoma or non-Hodgkin's  
 3 lymphoma.

1 157. The method of any one of Claims 146 to 153 wherein said  
 2 compound is administered orally, parenterally, transdermally, transmucosally,  
 3 intranasally, rectally or topically.

1 158. A method of modulating gene expression which comprises  
 2 treating a host or host cells with an amount of a compound represented by the  
 3 formula:



8 wherein A is



14 and wherein

15 R is C<sub>1</sub> - C<sub>10</sub> alkyl, C<sub>2</sub>-C<sub>10</sub> alkenyl or C<sub>2</sub>-C<sub>10</sub> alkynyl, each optionally  
16 substituted with at least one amino, acylamino, halo, trifluoromethyl, hydroxy,  
17 alkoxy, alkyl, carbonyl, aryl, heteroaryl, substituted heteroaryl group, or  
18 combination thereof;

19 R<sup>1</sup> and R<sup>2</sup> are each independently H or C<sub>1</sub>-C<sub>6</sub> alkyl, C<sub>2</sub>-C<sub>6</sub> alkenyl or C<sub>2</sub>-  
20 C<sub>6</sub> alkynyl wherein the alkyl, alkenyl or alkynyl group or combination thereof  
21 is optionally substituted with halo or alkoxy;

22 Z is oxygen or sulfur,  
23 with the proviso that when Z is oxygen,

24 X is R<sup>4</sup> or OR<sup>5</sup>, and

25 R<sup>3</sup> and R<sup>5</sup> are both H or each is independently C<sub>1</sub>-C<sub>6</sub> alkyl, alkenyl,  
26 alkynyl, aralkyl, aryl, heteroaryl or heteroaralkyl;

27 R<sup>4</sup> is C<sub>1</sub>-C<sub>6</sub> alkyl, alkenyl, alkynyl, aralkyl, aryl, heteroaryl or  
28 heteroaralkyl;

29 and when Z is sulfur

30 X is A, R<sup>4</sup> or OR<sup>5</sup> wherein

31 R<sup>3</sup> and R<sup>5</sup> each is independently H, C<sub>1</sub>-C<sub>6</sub> alkyl, alkenyl, alkynyl, aryl,  
32 aralkyl, heteroaryl or heteroaralkyl;

33 R<sup>4</sup> is C<sub>1</sub>-C<sub>6</sub> alkyl, alkenyl, alkynyl, aryl, aralkyl, heteroaryl or  
34 heteroaralkyl;

35 or both X and OR<sup>3</sup> are A;

36 wherein the amount of the compound is effective to enhance, augment or  
37 repress expression of a gene of interest.

1 159. The method of Claim 158 wherein Z is oxygen.

- 1           160. The method of claim 158 wherein Z is sulfur.
- 1           161. The method of claim 158 wherein R is propyl.
- 1           162. The method of claim 158 wherein R is C<sub>3</sub> to C<sub>5</sub> alkyl or alkenyl  
2 optionally substituted with halo, alkyl, aryl or heteroaryl.
- 1           163. The method of claim 158 wherein R<sup>1</sup> is H or alkyl and R<sup>2</sup> is H.
- 1           164. The method of claim 158 wherein R<sup>1</sup> and R<sup>2</sup> are each H.
- 1           165. The method of Claim 158 wherein said compound is  
2 butyroyloxymethyl diethyl phosphate, 1-(1-butyroyloxy)ethyl diethyl  
3 phosphate, mono(butyroyloxymethyl) phosphate or 1{1-(4-  
4 phenylbutyroyloxy)ethyl} diethyl phosphate.
- 1           166. The method of claim 158 wherein the expression of said gene is  
2 enhanced or augmented.
- 1           167. The method of claim 166 wherein said gene encodes a gene  
2 product which is or acts as a repressor, a tumor suppressor, an inducer of  
3 apoptosis or an inducer of differentiation.
- 1           168. The method of Claim 167 wherein said host is a cancer patient  
2 and said gene is a tumor suppressor gene.
- 1           169. The method of Claim 168 wherein said compound is  
2 administered orally, parenterally, transdermally, transmucosally, intranasally,  
3 rectally or topically.

1           170. The method of Claim 158 wherein said compound is  
2 administered orally, parenterally, transdermally, transmucosally, intranasally,  
3 rectally or topically.

1           171. The method of Claim 170 wherein said gene encodes a gene  
2 product which is or acts as an oncogene or an inhibitor of apoptosis.

1           172. The method of Claim 171 wherein said gene is Bcl-2.

1           173. The method of Claim 158 wherein said host cells are undergoing  
2 *ex vivo* gene therapy.

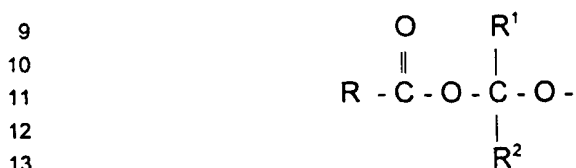
1           174. The method of Claim 158 wherein the host is undergoing *in vivo*  
2 gene therapy.

1           175. The method of claim 174 wherein said compound is  
2 administered orally, parenterally, transdermally, transmucosally, intranasally,  
3 rectally or topically.

1           176. A method of inducing tolerance to an antigen which comprises  
2 administering a therapeutically-effective amount of compound represented by  
3 the formula:



8 wherein A is



14 and wherein



15 R is C<sub>1</sub> - C<sub>10</sub> alkyl, C<sub>2</sub>-C<sub>10</sub> alkenyl or C<sub>2</sub>-C<sub>10</sub> alkynyl, each optionally  
16 substituted with at least one amino, acylamino, halo, trifluoromethyl, hydroxy,  
17 alkoxy, alkyl, carbonyl, aryl, heteroaryl, substituted heteroaryl group or  
18 combination thereof;

19 R<sup>1</sup> and R<sup>2</sup> are each independently H or C<sub>1</sub>-C<sub>6</sub> alkyl, C<sub>2</sub>-C<sub>6</sub> alkenyl or C<sub>2</sub>-  
20 C<sub>6</sub> alkynyl wherein the alkyl, alkenyl or alkynyl group or combination thereof  
21 is optionally substituted with halo or alkoxy;

22 Z is oxygen or sulfur,  
23 with the proviso that when Z is oxygen

24 X is R<sup>4</sup> or OR<sup>5</sup>, and

25 R<sup>3</sup> and R<sup>5</sup> are both H or each is independently C<sub>1</sub>-C<sub>6</sub> alkyl, alkenyl,  
26 alkynyl, aralkyl, aryl, heteroaryl or heteroaralkyl;

27 R<sup>4</sup> is C<sub>1</sub>-C<sub>6</sub> alkyl, alkenyl, alkynyl, aralkyl, aryl, heteroaryl or  
28 heteroaralkyl;

29 and when Z is sulfur

30 X is A, R<sup>4</sup> or OR<sup>5</sup> wherein

31 R<sup>3</sup> and R<sup>5</sup> each is independently H, C<sub>1</sub>-C<sub>6</sub> alkyl, alkenyl, alkynyl, aryl,  
32 aralkyl, heteroaryl or heteroaralkyl;

33 R<sup>4</sup> is C<sub>1</sub>-C<sub>6</sub> alkyl, alkenyl, alkynyl, aryl, aralkyl, heteroaryl or  
34 heteroaralkyl;

35 or both X and OR<sup>3</sup> are A.

1 177. The method of Claim 176 wherein Z is oxygen.

1 178. The method of claim 176 wherein Z is sulfur.

1 179. The method of claim 176 wherein R is propyl.

1 180. The method of claim 176 wherein R is C<sub>3</sub> to C<sub>5</sub> alkyl or alkenyl  
2 optionally substituted with halo, alkyl, aryl or heteroaryl.

- 1           181. The method of claim 176 wherein R<sup>1</sup> is H or alkyl and R<sup>2</sup> is H.
- 1           182. The method of claim 176 wherein R<sup>1</sup> and R<sup>2</sup> are each H.
- 1           183. The method of Claim 176 wherein said compound is  
2 butyroyloxymethyl diethyl phosphate, 1-(1-butyroyloxy)ethyl diethyl  
3 phosphate, mono(butyroyloxymethyl) phosphate or 1{1-(4-  
4 phenylbutyroyloxy)ethyl} diethyl phosphate.
- 1           184. The method of Claim 176 wherein the antigen is a self antigen.
- 1           185. The method of Claim 184 wherein the self antigen is associated  
2 with an autoimmune disease.
- 1           186. The method of Claim 185 wherein the autoimmune disease is  
2 selected from the group consisting of systemic lupus erythromatosus,  
3 rheumatoid arthritis, multiple sclerosis, myasthenia gravis and diabetes.
- 1           187. The method of Claim 176 wherein the antigen is present on a  
2 transplanted organ or cells.
- 1           188. The method of any one of Claims 176 to 187 wherein said  
2 compound is administered orally, parenterally, transdermally, transmucosally,  
3 intranasally, rectally or topically.
- 1           189. A method for treating, preventing, or ameliorating protozoan  
2 infection in a patient which comprises administering to said patient an  
3 effective amount of a compound represented by the formula:



8 wherein A is



14 and wherein

15 R is C<sub>1</sub> - C<sub>10</sub> alkyl, C<sub>2</sub>-C<sub>10</sub> alkenyl or C<sub>2</sub>-C<sub>10</sub> alkynyl, each optionally  
16 substituted with at least one amino, acylamino, halo, trifluoromethyl, hydroxy,  
17 alkoxy, alkyl, carbonyl, aryl, heteroaryl, substituted heteroaryl group or  
18 combination thereof;

19 R<sup>1</sup> and R<sup>2</sup> are each independently H or C<sub>1</sub>-C<sub>6</sub> alkyl, C<sub>2</sub>-C<sub>6</sub> alkenyl or C<sub>2</sub>-  
20 C<sub>6</sub> alkynyl wherein the alkyl, alkenyl or alkynyl group or combination thereof  
21 is optionally substituted with halo or alkoxy;

22 Z is oxygen or sulfur,  
23 with the proviso that when Z is oxygen

24 X is R<sup>4</sup> or OR<sup>5</sup>, and

25 R<sup>3</sup> and R<sup>5</sup> are both H or each is independently C<sub>1</sub>-C<sub>6</sub> alkyl, alkenyl,  
26 alkynyl, aralkyl, aryl, heteroaryl or heteroaralkyl;

27 R<sup>4</sup> is C<sub>1</sub>-C<sub>6</sub> alkyl, alkenyl, alkynyl, aralkyl, aryl, heteroaryl or  
28 heteroaralkyl;

29 and when Z is sulfur

30 X is A, R<sup>4</sup> or OR<sup>5</sup> wherein

31 R<sup>3</sup> and R<sup>5</sup> each is independently H, C<sub>1</sub>-C<sub>6</sub> alkyl, alkenyl, alkynyl, aryl,  
32 aralkyl, heteroaryl or heteroaralkyl;

33 R<sup>4</sup> is C<sub>1</sub>-C<sub>6</sub> alkyl, alkenyl, alkynyl, aryl, aralkyl, heteroaryl or  
34 heteroaralkyl;

35 or both X and OR<sup>3</sup> are A.

36 190. The method of Claim 189 wherein Z is oxygen.

- 1            191. The method of claim 189 wherein Z is sulfur.
- 1            192. The method of claim 189 wherein R is propyl.
- 1            193. The method of claim 189 wherein R is C<sub>3</sub> to C<sub>5</sub> alkyl or alkenyl  
2 optionally substituted with halo, alkyl, aryl or heteroaryl.
- 1            194. The method of claim 189 wherein R<sup>1</sup> is H or alkyl and R<sup>2</sup> is H.
- 1            195. The method of claim 189 wherein R<sup>1</sup> and R<sup>2</sup> are each H.
- 1            196. The method of Claim 189 wherein said compound is  
2 butyroyloxymethyl diethyl phosphate, 1-(1-butyroyloxy)ethyl diethyl  
3 phosphate, mono(butyroyloxymethyl) phosphate or 1{1-(4-  
4 phenylbutyroyloxy)ethyl} diethyl phosphate.
- 1            197. The method of any one of Claims 189 to 196 wherein said  
2 compound is administered orally, parenterally, transdermally, transmucosally,  
3 intranasally, rectally or topically.
- 1            198. The method of any one of claims 189 to 196 wherein said  
2 protozoan infection is malaria, cryptosporidiosis, toxoplasmosis, or  
3 coccidiosis.
- 1            199. The method of any one of Claims 189 to 196 wherein said  
2 compound is administered orally, parenterally, transmucosally, intranasally or  
3 rectally.
- 1            200. The method of any one of Claims 189 to 196 wherein said  
2 effective amount is an amount of said compound effective to inhibit protozoan  
3 histone deacetylase in said patient.

1           201. A method of inhibiting histone deacetylase in cells which  
2 comprises administering to said cells an effective amount of a compound  
3 represented by the formula:



8 wherein A is



14 and wherein

15           R is C<sub>1</sub> - C<sub>10</sub> alkyl, C<sub>2</sub>-C<sub>10</sub> alkenyl or C<sub>2</sub>-C<sub>10</sub> alkynyl, each optionally  
16 substituted with at least one amino, acylamino, halo, trifluoromethyl, hydroxy,  
17 alkoxy, alkyl, carbonyl, aryl, heteroaryl, substituted heteroaryl group or  
18 combination thereof;

19           R<sup>1</sup> and R<sup>2</sup> are each independently H or C<sub>1</sub>-C<sub>6</sub> alkyl, C<sub>2</sub>-C<sub>6</sub> alkenyl or C<sub>2</sub>-  
20 C<sub>6</sub> alkynyl wherein the alkyl, alkenyl or alkynyl group or combination thereof  
21 is optionally substituted with halo or alkoxy;

22           Z is oxygen or sulfur,  
23 with the proviso that when Z is oxygen

24           X is R<sup>4</sup> or OR<sup>5</sup>, and

25           R<sup>3</sup> and R<sup>5</sup> are both H or each is independently C<sub>1</sub>-C<sub>6</sub> alkyl, alkenyl,  
26 alkynyl, aralkyl, aryl, heteroaryl or heteroaralkyl;

27           R<sup>4</sup> is C<sub>1</sub>-C<sub>6</sub> alkyl, alkenyl, alkynyl, aralkyl, aryl, heteroaryl or  
28 heteroaralkyl;

29 and when Z is sulfur

30           X is A, R<sup>4</sup> or OR<sup>5</sup> wherein

31 R<sup>3</sup> and R<sup>5</sup> each is independently H, C<sub>1</sub>-C<sub>6</sub> alkyl, alkenyl, alkynyl, aryl,  
32 aralkyl, heteroaryl or heteroaralkyl;

33 R<sup>4</sup> is C<sub>1</sub>-C<sub>6</sub> alkyl, alkenyl, alkynyl, aryl, aralkyl, heteroaryl or  
34 heteroaralkyl;

35 or both X and OR<sup>3</sup> are A.

1 202. The method of Claim 201 wherein Z is oxygen.

1 203. The method of claim 201 wherein Z is sulfur.

1 204. The method of claim 201 wherein R is propyl.

1 205. The method of claim 201 wherein R is C<sub>3</sub> to C<sub>5</sub> alkyl or alkenyl  
2 optionally substituted with halo, alkyl, aryl or heteroaryl.

1 206. The method of claim 201 wherein R<sup>1</sup> is H or alkyl and R<sup>2</sup> is H.

1 207. The method of claim 201 wherein R<sup>1</sup> and R<sup>2</sup> are each H.

1 208. The method of Claim 201 wherein said compound is  
2 butyroyloxymethyl diethyl phosphate, 1-(1-butyroyloxy)ethyl diethyl  
3 phosphate, mono(butyroyloxymethyl) phosphate or 1{1-(4-phenylbutyroyloxy  
4 phosphate.

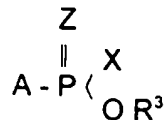
1 209. The method of any one of Claims 201 to 208 wherein said  
2 compound is administered orally, parenterally, transdermally, transmucosally,  
3 intranasally, rectally or topically.

1 210. A method of treating, preventing or ameliorating cancer or other  
2 proliferative disorder in a patient in need of such treatment which comprises  
3 administering to the patient a compound represented by the formula:

4

5

7



8 wherein A is

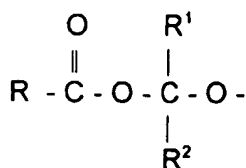
9

10

11

12

13



14 and wherein

15

16

17

R is C<sub>1</sub> - C<sub>10</sub> alkyl, C<sub>2</sub>-C<sub>10</sub> alkenyl or C<sub>2</sub>-C<sub>10</sub> alkynyl, substituted with at least one amino, acylamino, halo, trifluoromethyl, hydroxy, alkoxy, alkyl, carbonyl, aryl, heteroaryl, substituted heteroaryl group or combination thereof;

18

19

20

R<sup>1</sup> and R<sup>2</sup> are each independently H or C<sub>1</sub>-C<sub>6</sub> alkyl, C<sub>2</sub>-C<sub>6</sub> alkenyl or C<sub>2</sub>-C<sub>6</sub> alkynyl wherein the alkyl, alkenyl or alkynyl group or combination thereof is optionally substituted with halo or alkoxy;

21

22

23

24

25

26

27

Z is oxygen or sulfur,  
with the proviso that when Z is oxygen

X is R<sup>4</sup> or OR<sup>5</sup>, and

R<sup>3</sup> and R<sup>5</sup> are both H or each is independently C<sub>1</sub>-C<sub>6</sub> alkyl, alkenyl, alkynyl, aralkyl, aryl, heteroaryl or heteroaralkyl;

R<sup>4</sup> is C<sub>1</sub>-C<sub>6</sub> alkyl, alkenyl, alkynyl, aralkyl, aryl, heteroaryl or heteroaralkyl;

28

29

30

31

32

33

34

and when Z is sulfur

X is A, R<sup>4</sup> or OR<sup>5</sup> wherein

R<sup>3</sup> and R<sup>5</sup> each is independently H, C<sub>1</sub>-C<sub>6</sub> alkyl, alkenyl, alkynyl, aryl, aralkyl, heteroaryl or heteroaralkyl;

R<sup>4</sup> is C<sub>1</sub>-C<sub>6</sub> alkyl, alkenyl, alkynyl, aryl, aralkyl, heteroaryl or heteroaralkyl;

or both X and OR<sup>3</sup> are A;

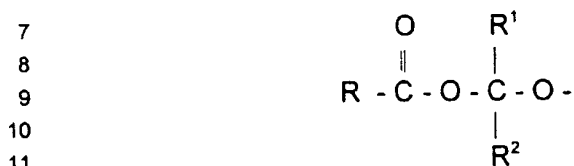
35 in an amount effective to induce cellular apoptosis of the cancer cells or of the  
36 cells of the proliferative disorder.

1 211. The method of Claim 210 wherein said compound is  
2 administered orally, parenterally, transdermally, transmucosally, intranasally,  
3 rectally or topically.

1 212. A compound represented by the formula:



6 wherein A is



12 and wherein

13 R is C<sub>3</sub> - C<sub>10</sub> straight chain alkyl, optionally substituted with one amino,  
14 acylamino, halo, trifluoromethyl, hydroxy, alkoxy, alkyl, carbonyl, aryl,  
15 heteroaryl or substituted heteroaryl group; or C<sub>2</sub>-C<sub>10</sub> alkenyl or C<sub>2</sub>-C<sub>10</sub> alkynyl,  
16 each optionally substituted with at least one amino, acylamino, halo,  
17 trifluoromethyl, hydroxy, alkoxy, alkyl, carbonyl, aryl, heteroaryl, substituted  
18 heteroaryl group or combination thereof;

19 R<sup>1</sup> and R<sup>2</sup> are each independently H, C<sub>1</sub>-C<sub>6</sub> alkyl, C<sub>2</sub>-C<sub>6</sub> alkenyl or C<sub>2</sub>-C<sub>6</sub>  
20 alkynyl wherein the alkyl, alkenyl or alkynyl group or combination thereof is  
21 optionally substituted with halo or alkoxy;

22 X is R<sup>4</sup> or OR<sup>5</sup>, and

23 R<sup>3</sup> and R<sup>5</sup> are both H or each is independently C<sub>1</sub>-C<sub>6</sub> alkyl, alkenyl,  
24 alkynyl, aralkyl, aryl, heteroaryl or heteroaralkyl;

25 R<sup>4</sup> is C<sub>1</sub>-C<sub>6</sub> alkyl, alkenyl, alkynyl, aralkyl, aryl, heteroaryl or  
26 heteroaralkyl;




27 and when Z is sulfur  
 28 X is A, R<sup>4</sup> or OR<sup>5</sup> wherein  
 29 R<sup>3</sup> and R<sup>5</sup> each is independently H, C<sub>1</sub>-C<sub>6</sub> alkyl, alkenyl, alkynyl, aryl,  
 30 aralkyl, heteroaryl or heteroaralkyl;  
 31 R<sup>4</sup> is C<sub>1</sub>-C<sub>6</sub> alkyl, alkenyl, alkynyl, aryl, aralkyl, heteroaryl or  
 32 heteroaralkyl;  
 33 or both X and OR<sup>3</sup> are A; and

34 when X is phenoxy, R<sup>3</sup> is benzyl and R<sup>1</sup> and R<sup>2</sup> are both hydrogen, then  
 35 R is not isopropyl; and  
 when R is isopropyl, X is not phenoxy or R<sup>3</sup> is not benzyl.

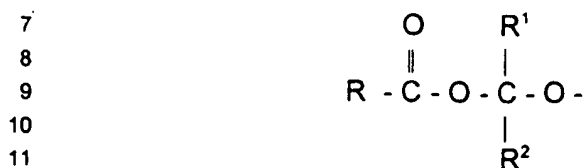
1 213. The compound of claim 212 wherein R is C<sub>3</sub>-C<sub>6</sub> alkyl or alkenyl,  
 2 optionally substituted with halo, alkyl, aryl or heteroaryl; R<sup>1</sup> is H or alkyl and R<sup>2</sup>  
 3 is H; and X and -OR<sup>3</sup> are each independently alkyloxy, alkenyloxy, alkynyloxy,  
 4 aryloxy, arylalkyloxy, heteroaryloxy, or heteroarylalkyloxy.

1 214. The compound of claim 212 wherein said compound is  
 2 butyroyloxymethyl diethyl phosphate, 1-(1-butyroyloxy)ethyl diethyl  
 3 phosphate, mono(butyroyloxymethyl) phosphate or 1{1-(4-  
 4 phenylbutyroyloxy)ethyl} diethyl phosphate.

1 215. A compound represented by the formula:



6 wherein A is



12 and wherein

13 R is C<sub>1</sub> - C<sub>10</sub> alkyl, C<sub>2</sub>-C<sub>10</sub> alkenyl or C<sub>2</sub>-C<sub>10</sub> alkynyl, each optionally  
 14 substituted with at least one amino, acylamino, halo, trifluoromethyl, hydroxy,  
 15 alkoxy, alkyl, carbonyl, aryl, heteroaryl, substituted heteroaryl group or  
 16 combination thereof;

17 R<sup>1</sup> and R<sup>2</sup> are each independently H or C<sub>1</sub>-C<sub>6</sub> alkyl, C<sub>2</sub>-C<sub>6</sub> alkenyl or C<sub>2</sub>-  
 18 C<sub>6</sub> alkynyl wherein the alkyl, alkenyl or alkynyl group or combination thereof is  
 19 optionally substituted with halo or alkoxy;

20 X is A, R<sup>4</sup> or OR<sup>5</sup>, wherein

21

22 R<sup>3</sup> and R<sup>5</sup> are both H or each is independently C<sub>1</sub>-C<sub>6</sub> alkyl, alkenyl,  
 23 alkynyl, aralkyl, aryl, heteroaryl or heteroaralkyl;

24 R<sup>4</sup> is C<sub>1</sub>-C<sub>6</sub> alkyl, alkenyl, alkynyl, aralkyl, aryl, heteroaryl or  
 25 heteroaralkyl;

26 or both X and OR<sup>3</sup> are A;

27 with the proviso that

28 when R is ethyl, then R<sup>1</sup> and R<sup>2</sup> are not both H.

1 216. A pharmaceutical composition comprising a therapeutically-  
 2 effective amount of a compound represented by the formula:



7 wherein A is



13 and wherein

14 R is C<sub>1</sub> - C<sub>10</sub> alkyl, C<sub>2</sub>-C<sub>10</sub> alkenyl or C<sub>2</sub>-C<sub>10</sub> alkynyl, each optionally  
15 substituted with at least one amino, acylamino, halo, trifluoromethyl, hydroxy,  
16 alkoxy, alkyl, carbonyl, aryl, heteroaryl, substituted heteroaryl group or  
17 combination thereof;

18 R<sup>1</sup> and R<sup>2</sup> are each independently H or C<sub>1</sub>-C<sub>6</sub> alkyl, C<sub>2</sub>-C<sub>6</sub> alkenyl or C<sub>2</sub>-  
19 C<sub>6</sub> alkynyl wherein the alkyl, alkenyl or alkynyl group or combination thereof  
20 is optionally substituted with halo or alkoxy;

21 X is R<sup>4</sup> or OR<sup>5</sup>, and

22 R<sup>3</sup> and R<sup>5</sup> are both H or each is independently C<sub>1</sub>-C<sub>6</sub> alkyl, alkenyl,  
23 alkynyl, aralkyl, aryl, heteroaryl or heteroaralkyl;

24 R<sup>4</sup> is C<sub>1</sub>-C<sub>6</sub> alkyl, alkenyl, alkynyl, aralkyl, aryl, heteroaryl or  
25 heteroaralkyl;

26 with the proviso that

27 when X is phenoxy, R<sup>3</sup> is benzyloxy and R<sup>1</sup> and R<sup>2</sup> are both hydrogen,  
28 then R is not isopropyl; and

29 when R is isopropyl, X is not phenoxy or R<sup>3</sup> is not benzyl;

30 and a pharmaceutically acceptable carrier or diluent.

1 217. The pharmaceutical composition of claim 216 wherein R is C<sub>3</sub>-  
2 C<sub>6</sub> alkyl or alkenyl, optionally substituted with halo, alkyl, aryl or heteroaryl; R<sup>1</sup>  
3 is H or alkyl and R<sup>2</sup> is H; X and -OR<sup>3</sup> are each independently alkyloxy,  
4 alkenyloxy, alkynyloxy, aryloxy, arylalkyloxy, heteroaryloxy, or  
5 heteroarylalkyloxy.

1 218. The pharmaceutical composition of claim 216 wherein said  
2 compound is butyroyloxymethyl diethyl phosphate, 1-(1-butyroyloxy)ethyl  
3 diethyl phosphate, mono(butyroyloxymethyl) phosphate or 1{1-(4-  
4 phenylbutyroyloxy)ethyl} diethyl phosphate.

1           219. A pharmaceutical composition comprising a therapeutically  
2 effective amount of a compound represented by the formula:



7 wherein A is



13 and wherein

14           R is C<sub>1</sub> - C<sub>10</sub> alkyl, C<sub>2</sub>-C<sub>10</sub> alkenyl or C<sub>2</sub>-C<sub>10</sub> alkynyl, each optionally  
15 substituted with at least one amino, acylamino, halo, trifluoromethyl, hydroxy,  
16 alkoxy, alkyl, carbonyl, aryl, heteroaryl, substituted heteroaryl group or  
17 combination thereof;

18           R<sup>1</sup> and R<sup>2</sup> are each independently H or C<sub>1</sub>-C<sub>6</sub> alkyl, C<sub>2</sub>-C<sub>6</sub> alkenyl or C<sub>2</sub>-  
19 C<sub>6</sub> alkynyl wherein the alkyl, alkenyl or alkynyl group or combination thereof is  
20 optionally substituted with halo or alkoxy;

21           X is A, R<sup>4</sup> or OR<sup>5</sup> wherein

22           R<sup>3</sup> and R<sup>5</sup> each is independently H, C<sub>1</sub>-C<sub>6</sub> alkyl, alkenyl, alkynyl, aryl,  
23 aralkyl, heteroaryl or heteroaralkyl;

24           R<sup>4</sup> is C<sub>1</sub>-C<sub>6</sub> alkyl, alkenyl, alkynyl, aryl, aralkyl, heteroaryl or  
25 heteroaralkyl;

26           or both X and OR<sup>3</sup> are A;

27 and a pharmaceutically acceptable carrier or diluent.

1           220. The pharmaceutical composition of Claim 216 or 219 further  
2 comprising a cytotoxic agent.

1           221. The pharmaceutical composition of Claim 216 or 219 further  
2 comprising an antiviral nucleoside antibiotic selected from the group  
3 consisting of ganciclovir, acyclovir, and famciclovir.

1           222. The pharmaceutical composition of Claim 221 wherein said  
2 antibiotic is ganciclovir.

1           223. The pharmaceutical composition of Claim 216 or 219 further  
2 comprising a chemotherapeutic agent selected from the group consisting of  
3 alkylating agents, purine and pyrimidine analogs, vinca and vinca-like  
4 alkaloids, etoposide and etoposide-like drugs, corticosteroids, nitrosoureas,  
5 antimetabolites, platinum based cytotoxic drugs, hormonal antagonists, anti-  
6 androgens and antiestrogens.

1           224. The pharmaceutical composition of Claim 216 or 219 further  
2 comprising a cytokine.

1           225. The pharmaceutical composition of claim 224 wherein the  
2 cytokine is an interferon.

1           226. The pharmaceutical composition of Claim 216 or 219 further  
2 comprising an immune stimulant.

1           227. The pharmaceutical composition of claim 226 wherein said  
2 immune stimulant is *Corynebacterium parvum* or a sarcolectin.

### THE EFFECT OF AB AND BODP ON THE CLONOGENICITY OF NEUROBLASTOMA CELL LINES

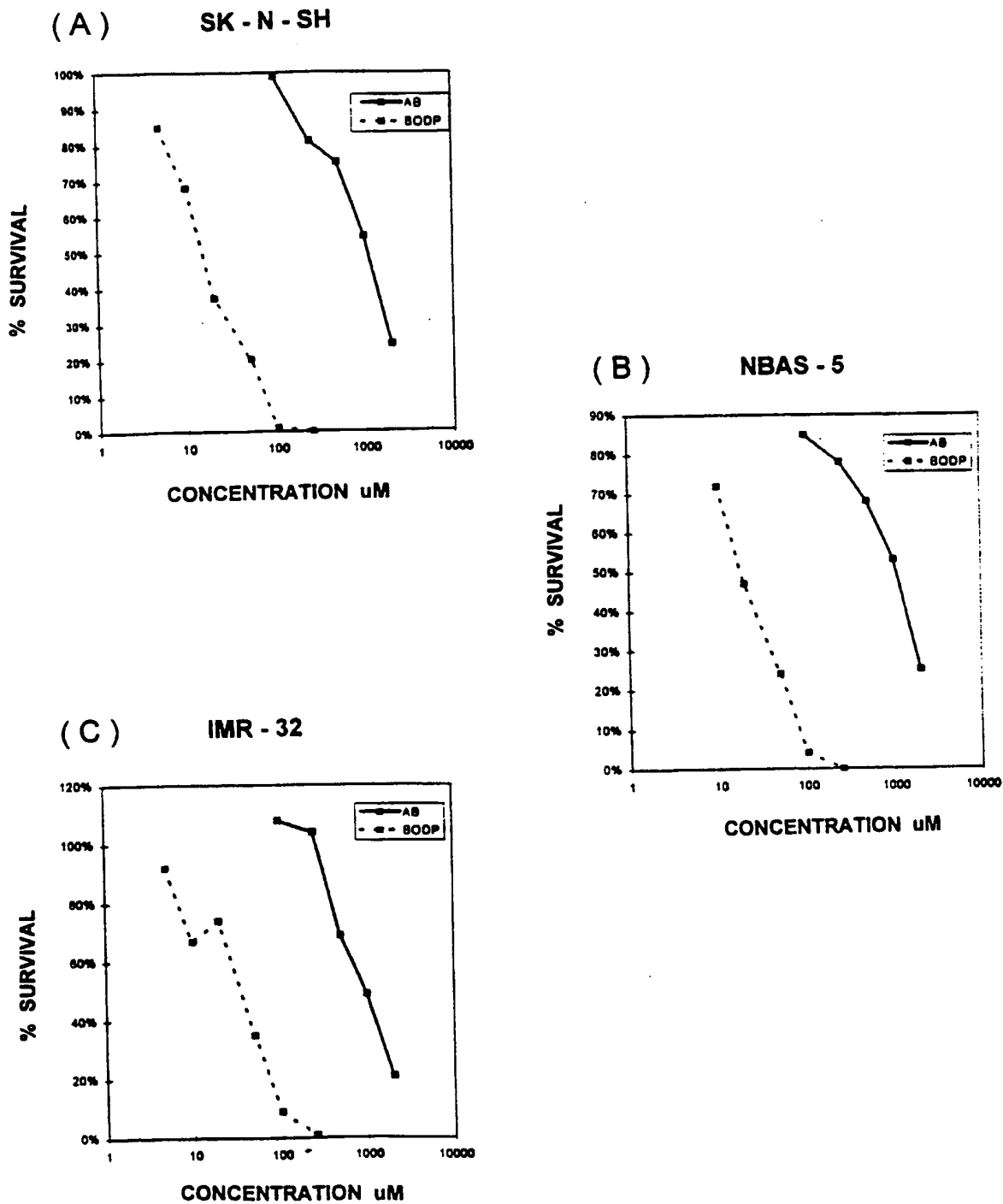


FIGURE 1

THE EFFECT OF COMPOUND AB AND BODP  
ON THE CLONOGENICITY OF PANCREATIC CARCINOMA CELLS

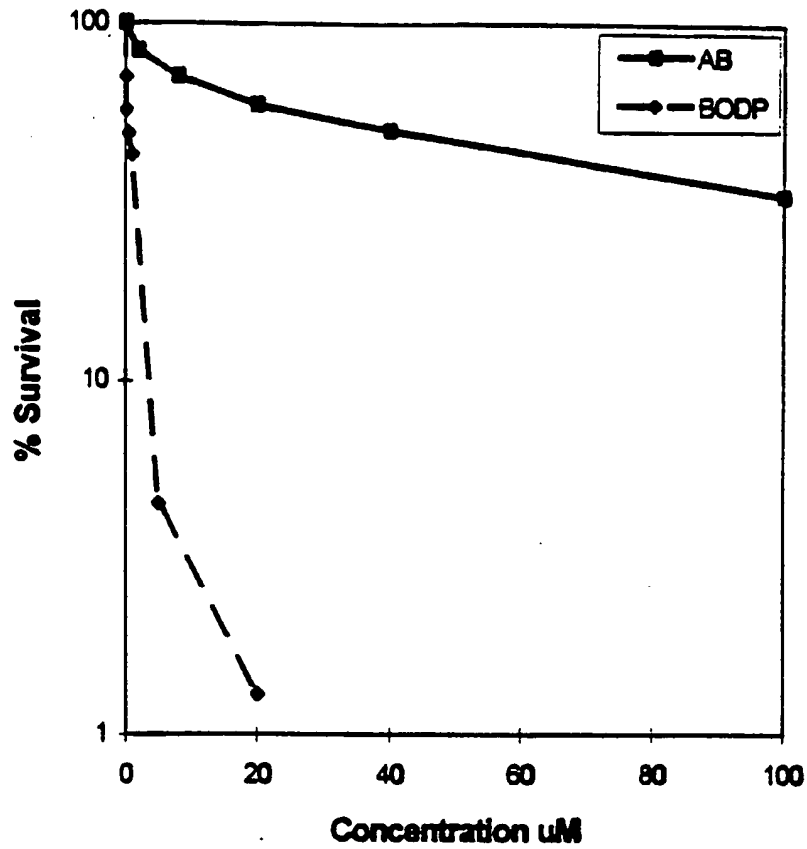
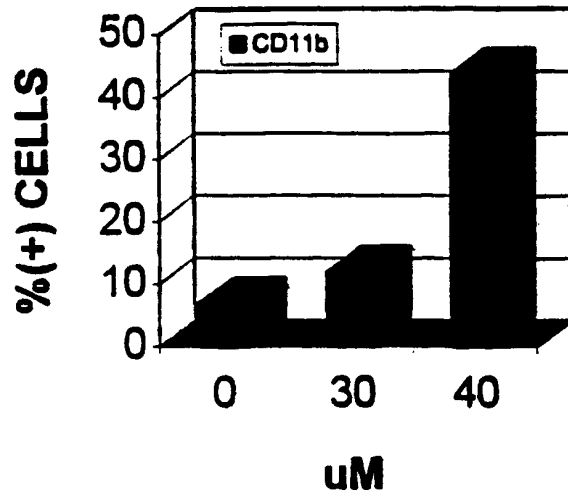


FIGURE 2

**THE EFFECT OF BODP ON THE EXPRESSION OF CD11b  
IN HUMAN PROMYELOCYTIC LEUKEMIC CELL LINE — HL-60**



**FIGURE 3**



A

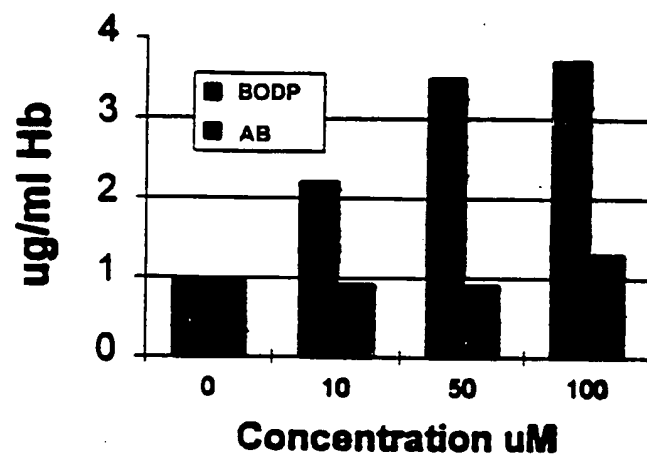


FIGURE 4

B

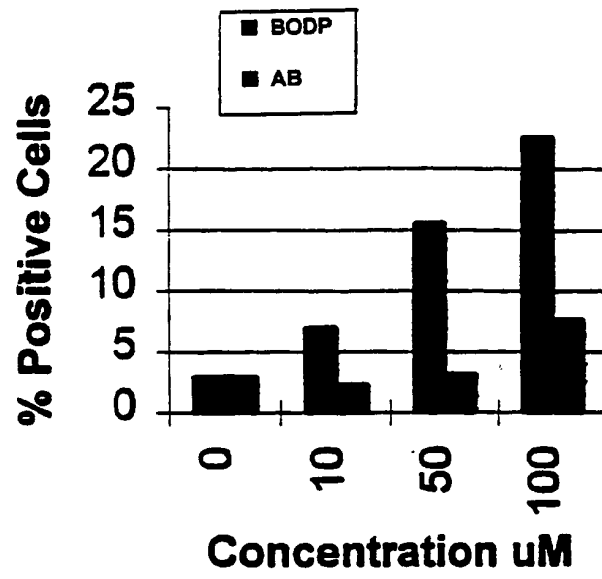


FIGURE 5

## INTERNATIONAL SEARCH REPORT

International application No.  
PCT/US98/04834

<b>A. CLASSIFICATION OF SUBJECT MATTER</b>														
IPC(6) :A61K 31/66; C07F 9/09. 9/40 US CL :514/120; 558/179 According to International Patent Classification (IPC) or to both national classification and IPC														
<b>B. FIELDS SEARCHED</b>														
Minimum documentation searched (classification system followed by classification symbols) U.S. : 514/120; 558/179														
Documentation searched other than minimum documentation to the extent that such documents are included in the fields searched														
Electronic data base consulted during the international search (name of data base and, where practicable, search terms used) CAS ONLINE: structure search														
<b>C. DOCUMENTS CONSIDERED TO BE RELEVANT</b>														
Category*	Citation of document, with indication, where appropriate, of the relevant passages	Relevant to claim No.												
X	Chem. abstr., Vol. 101, No. 21, 19 November 1984 (Columbus, OH), page 782, column 2, abstract 192049w, SRIVASTVA et al. 'Bioreversible phosphate protective groups: synthesis and stability of model acyloxymethyl phosphates.' Bioorg. Chem. 1984, 12(2), 118-129.	1-227												
X	Chem. abstr., Vol. 105, No. 11, 15 September 1986 (Columbus, OH), page 655, columns 1-2, abstract 97679a, CASAGRANDE et al. 'Absorption and effectiveness of a catecholamine compound.' EP 167,204, 08 January 1986.	1-227												
<input checked="" type="checkbox"/> Further documents are listed in the continuation of Box C. <input type="checkbox"/> See patent family annex.														
<table border="0"> <tr> <td>* Special categories of cited documents:</td> <td>*T* later document published after the international filing date or priority date and not in conflict with the application but cited to understand the principle or theory underlying the invention</td> </tr> <tr> <td>*A* document defining the general state of the art which is not considered to be of particular relevance</td> <td>*X* document of particular relevance; the claimed invention cannot be considered novel or cannot be considered to involve an inventive step when the document is taken alone</td> </tr> <tr> <td>*E* earlier document published on or after the international filing date</td> <td>*Y* document of particular relevance; the claimed invention cannot be considered to involve an inventive step when the document is combined with one or more other such documents, such combination being obvious to a person skilled in the art</td> </tr> <tr> <td>*L* document which may throw doubts on priority claim(s) or which is cited to establish the publication date of another citation or other special reason (as specified)</td> <td>*G* document member of the same patent family</td> </tr> <tr> <td>*O* document referring to an oral disclosure, use, exhibition or other means</td> <td></td> </tr> <tr> <td>*P* document published prior to the international filing date but later than the priority date claimed</td> <td></td> </tr> </table>			* Special categories of cited documents:	*T* later document published after the international filing date or priority date and not in conflict with the application but cited to understand the principle or theory underlying the invention	*A* document defining the general state of the art which is not considered to be of particular relevance	*X* document of particular relevance; the claimed invention cannot be considered novel or cannot be considered to involve an inventive step when the document is taken alone	*E* earlier document published on or after the international filing date	*Y* document of particular relevance; the claimed invention cannot be considered to involve an inventive step when the document is combined with one or more other such documents, such combination being obvious to a person skilled in the art	*L* document which may throw doubts on priority claim(s) or which is cited to establish the publication date of another citation or other special reason (as specified)	*G* document member of the same patent family	*O* document referring to an oral disclosure, use, exhibition or other means		*P* document published prior to the international filing date but later than the priority date claimed	
* Special categories of cited documents:	*T* later document published after the international filing date or priority date and not in conflict with the application but cited to understand the principle or theory underlying the invention													
*A* document defining the general state of the art which is not considered to be of particular relevance	*X* document of particular relevance; the claimed invention cannot be considered novel or cannot be considered to involve an inventive step when the document is taken alone													
*E* earlier document published on or after the international filing date	*Y* document of particular relevance; the claimed invention cannot be considered to involve an inventive step when the document is combined with one or more other such documents, such combination being obvious to a person skilled in the art													
*L* document which may throw doubts on priority claim(s) or which is cited to establish the publication date of another citation or other special reason (as specified)	*G* document member of the same patent family													
*O* document referring to an oral disclosure, use, exhibition or other means														
*P* document published prior to the international filing date but later than the priority date claimed														
Date of the actual completion of the international search 20 APRIL 1998		Date of mailing of the international search report 20 JUL 1998												
Name and mailing address of the ISA/US Commissioner of Patents and Trademarks Box PCT Washington, D.C. 20231 Facsimile No. (703) 305-3230		Authorized officer RICHARD L. RAYMOND Telephone No. (703) 308-1235												

## INTERNATIONAL SEARCH REPORT

International application No.  
PCT/US98/04834

## C (Continuation). DOCUMENTS CONSIDERED TO BE RELEVANT

Category*	Citation of document, with indication, where appropriate, of the relevant passages	Relevant to claim No.
X	Chem. abstr., Vol 110, No. 7, 13 February 1989 (Columbus, OH), page 719, column 2, abstract 57935c, BEDNARSKI et al. 'Rabbit muscle aldolase as a catalyst in organic synthesis.' J. Am. Chem. Soc. 1989, 111(2), 627-635.	1-227
X	Chem. abstr., Vol. 122, No. 1, 02 January 1995 (Columbus, OH), page 1164, column 1, abstract 10455d, FARQUHAR et al. 'Synthesis and anti-tumor evaluation of bis[(pivaloyloxy)methyl] 2'-deoxy-5-fluorouridine 5'-monophosphate (FdUMP): a strategy to introduce nucleotides into cells.' J. Med. Chem. 1994, 37(23), 3902-3909.	1-227